


LOCAL OPTION GAS TAX



Expenditure Report

TABLE OF CONTENTS

	<u>Page</u>
Letter from the Manager.....	2
Summary of Local Option Gas Tax Collections and Distributions by Municipality.....	5
List of Projects by Municipality.....	7
List of Municipal Projects by County Commission District.....	14
Selected Photographs of Projects in the Municipalities.....	20
Public Works Report by County Commission District.....	30
Selected Photographs of Public Works Projects.....	46
Metro-Dade Transit Agency Report.....	53
Selected Photographs and Artist Renderings Of Transit Agency Projects.....	54
Appendix: Ordinance 93-91 (Establishes Local Option Gas Tax).....	68

METROPOLITAN DADE COUNTY, FLORIDA



METRO-DADE CENTER

OFFICE OF COUNTY MANAGER
SUITE 2910
111 N.W. 1st STREET
MIAMI, FLORIDA 33128-1994
(305) 375-5311

February 20, 1996

Honorable Chairperson and Members
MPO Governing Board

Dear Chairperson and Board Members:

As per your request at the November 21, 1995, Board meeting, staff has prepared a report on the Capital Improvement Five Cent Local Option Gas Tax (LOGT) program. The tax was authorized by Section 336.025, Florida Statute (1993) and became effective on January 1, 1994. The Board of County Commissioners adopted the local option gas tax for transportation in Dade County when it passed ordinance 93-91 adopting the annual budget for fiscal year 1993-94. Pursuant to the interlocal agreement dated July 27, 1993 between Dade County and its municipalities, seventy-four percent (74%) of the LOGT program receipts are allocated to the county and twenty-six percent (26%) are allocated to the cities. The County must utilize no less than twenty percent (20%) of its share of the net revenue for municipal transportation projects in the unincorporated area. In accordance with Florida Statutes, Dade County also exercises the option to levy an additional cent. This revenue is applied toward operational as well as capital improvements to the transportation system.

This document includes reports from the County agencies utilizing proceeds from this tax such as the Public Works Department and Metro-Dade Transit Agency (MDTA). In addition, the Audit and Management Services Department has compiled project expenditure information from municipalities in Dade County receiving proceeds from this tax. The LOGT revenue distribution as reported by the Florida Department of Revenue is also included.

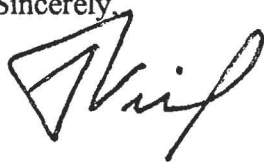
The MPO Secretariat requested each department and municipality participating in the LOGT transportation program to submit a complete information package. Each submission included a list of projects, project locations, estimated costs, and the LOGT funding level assigned to each project. This information was requested for completed, in-progress, and planned projects.

The municipalities and County agencies submitted photographs depicting projects funded with this tax as well as maps detailing their locations, and samples are included in this document for your information. Likewise, an informational brochure under development by the Communications Department will incorporate similar pictures. This brochure will be available in the near future.

It may appear that some estimated project budgets included in this document exceed actual LOGT program receipts for the past two fiscal years. The primary reason is that MDTA and Public Works, along with several municipalities, are using the LOGT receipts to fund multi-year projects, and certain municipalities have set aside more than one year's receipts to fund major projects. In addition, project schedules vary between agencies.

I would like to extend my appreciation the municipal managers and the County Departments that helped compile this information. For additional information, please contact the MPO Secretariat.

Sincerely,

A handwritten signature in black ink, appearing to read 'Armando Vidal', written over a large, stylized, hand-drawn triangle.

Armando Vidal, P.E.
County Manager

**Local Option Gas Tax (LOGT)
Receipt and Expenditure Summary**

Municipality	Project Budget	Paid to Date	To be Paid	Project Funding Allocations to:		Total Distributions from the State Department of Revenue Fiscal Years 1993-94 and 1994-95 (2)
				Other Funding Sources	LOGT (1)	
Bal Harbour Village	\$2,200,000	\$154,005	\$2,045,995	\$2,151,570	\$48,430	\$48,430
Bay Harbor Islands	492,964	137,964	355,000	119,485	373,479	77,388
Biscayne Park	474,683	202,855	271,828	360,803	113,880	69,602
Coral Gables	3,783,916	3,127,693	657,265	2,618,623	1,165,293	930,490
El Portal	110,000	85,000	25,000	33,830	76,170	51,170
Florida City	118,946	0	118,946	0	118,946	124,708
Golden Beach	3,028,304	14,105	3,014,199	2,970,000	58,304	23,545
Hialeah	4,620,138	572,280	4,047,858	0	4,620,138	3,417,515
Hialeah Gardens	1,095,500	0	1,095,500	948,486	147,014	147,014
Homestead	541,413	78,405	463,008	0	541,413	462,486
Indian Creek Village	1,000,000	10,000	990,000	995,500	4,500	4,397
Key Biscayne	2,575,000	911,537	1,663,463	1,923,383	651,617	151,617
Medley	448,162	186,162	262,000	344,592	103,570	47,524
Miami	13,830,677	7,311,561	6,519,116	5,530,377	8,300,300	5,887,440
Miami Beach	3,144,538	2,162,538	982,000	1,354,180	1,790,358	1,513,387
Miami Shores	344,162	220,562	123,600	0	344,162	201,505
Miami Springs	455,650	287,650	168,000	0	455,650	304,161
North Bay Village	150,911	75,811	75,100	0	150,911	83,993
North Miami	2,251,022	297,214	1,953,808	586,180	1,664,842	888,661
North Miami Beach	1,773,831	28,572	1,745,401	743,939	1,029,892	652,995
Opa-Locka	336,202	255,312	80,890	80,890	255,312	313,825
South Miami	380,282	177,549	202,733	42,733	337,549	218,566
Surfside	219,993	119,993	100,000	43,957	176,036	76,181
Sweetwater				No Response		213,985
Virginia Gardens	90,942	48,053	42,889	8,376	82,566	39,528
West Miami	257,480	148,680	108,800	38,800	218,680	119,860
Total (3)	\$43,724,716	\$16,613,501	\$27,112,399	\$20,895,704	\$22,829,012	\$16,069,973

(1) - Includes funds for in-progress and planned projects to be completed in future years.

(2) - The Local Option Gas Tax became effective on January 1, 1994. The disbursements to the municipalities commenced in March 1994.

(3) - In some municipalities, construction costs exceeded the original budgets;
therefore, the sum of "paid-to-date" and "to-be-paid" amounts do not equal the project budget.

**Local Option Gas Tax Projects
Sorted by Municipality**

Municipality	Project Location	Project Description	Commencement Date	Completion Date	Status	Project Funding Allocations to:				
						Project Budget	Paid to Date	To be Paid	Other Funding Sources	LOGT (1)
Bal Harbour	Bal Harbour Residential District	Storm Drain Improvements	Nov-95	Nov-96	<i>In-progress</i>	\$2,200,000	\$154,005	\$2,045,995	\$2,151,570	\$48,430
						2,200,000	154,005	2,045,995	2,151,570	48,430
Bay Harbor Islands	City-wide	Turning Lane Modifications	Feb-95	Mar-95	Completed	23,455	23,455	0	0	23,455
	Town Hall	Town Hall Parking Lot Repair	May-95	Jul-95	Completed	21,025	21,025	0	0	21,025
	City-wide	Sealcoating Parallel Parking	Sep-95	Jan-96	Completed	17,115	17,115	0	210	16,905
	City-wide	Microsurfacing of Roads	Mar-94	May-94	Completed	76,369	76,369	0	14,275	62,094
	City-wide	Drainage System Retro-fitting	Dec-95	Dec-98	<i>In-progress</i>	355,000	0	355,000	105,000	250,000
		<i>City Totals</i>				492,964	137,964	355,000	119,485	373,479
Biscayne Park	City-wide	Transportation, Maint., Improvements	Oct-93	Sep-94	Completed	99,146	95,539	3,607	71,204	27,942
	City-wide	Transportation, Maint., Improvements	Oct-94	Sep-95	Completed	159,670	88,898	70,772	118,040	41,630
	City-wide	Paving & Drainage	Aug-95	Sep-97	<i>In-progress</i>	51,000	2,600	48,400	48,400	2,600
	City-wide	Transportation, Maint., Improvements	Oct-95	Sep-96	<i>In-progress</i>	164,867	15,818	149,049	123,159	41,708
		<i>City Totals</i>				474,683	202,855	271,828	360,803	113,880
Coral Gables	City-wide	Drainage, Survey and Design Costs	Jan-94	Dec-95	Completed	766,934	766,934	0	545,981	220,953
	Sunrise Ct.; Sunrise Ave. to End	Paving & Drainage	May-95	Jul-95	Completed	70,175	70,175	0	42,105	28,070
	Sunrise Dr.; Sunrise Ave. to End	Paving & Drainage	May-95	Jul-95	Completed	38,139	38,139	0	22,883	15,256
	Sunrise Pl.; Sunrise Ave. to End	Paving & Drainage	May-95	Jul-95	Completed	71,566	71,566	0	42,940	28,626
	Navarre;									
	Alhambra Cir. to Lejeune Rd.	Paving & Drainage	Feb-95	Apr-95	Completed	97,103	97,103	0	58,262	38,841
	Alcazar; Alhambra Cir. to Lejeune Rd.	Paving & Drainage	Jan-95	Mar-95	Completed	80,310	80,310	0	48,186	32,124
	Campana Ave. Entrance	Paving & Curb	Jan-95	Mar-95	Completed	29,432	29,432	0	17,659	11,773
	Sunrise Terr.; Sunrise Ave. to End	Paving & Drainage	May-95	Jul-95	Completed	39,351	39,351	0	23,611	15,740
	Sunrise Ave.; Douglas Rd. to End	Paving & Drainage	Jun-95	Aug-95	Completed	42,090	42,090	0	25,254	16,836
	Minorca Ave.;									
	Alhambra Cir. to Lejeune Rd.	Paving & Drainage	Jul-95	Sep-95	Completed	116,527	116,527	0	69,916	46,611
	Casilla St.;									
	Alhambra Cir. to Majorca Ave.	Paving	Jul-95	Sep-95	Completed	73,488	73,488	0	44,093	29,395
	Maynada St.; Augusto St. to US1	Paving/Drainage/Curb/Sidewalk	Jul-95	Aug-95	Completed	55,513	55,513	0	33,308	22,205
	Biltmore Access Road	Paving	Sep-94	Nov-94	Completed	8,000	8,742	0	4,503	3,497
	Placeta Ave.;									
	Caballero Blvd. to Castaneda St.	Paving & Drainage	Nov-95	Jan-95	Completed	109,310	109,310	0	76,517	32,793
	Leonardo Street									
	Augusto Ave. to Alfonso Ave.	Paving & Drainage	Nov-95	Jan-95	Completed	123,131	123,131	0	86,192	36,939
	San Amaro Dr. - Bird Rd. to Blue	Paving & Drainage	Jul-94	Aug-94	Completed	148,258	148,258	0	103,781	44,477
	Palancia Ave.;									
	Red Rd. to San Amaro Dr.	Paving & Drainage	Jul-94	Aug-94	Completed	47,809	47,809	0	33,466	14,343
	Solano Prado entrance	Paving & Drainage	Jan-95	Mar-95	Completed	117,958	117,958	0	70,775	47,183
	North Greenway Dr.;									
	Coral Way to Segovia St.	Paving & Drainage	Sep-94	Nov-94	Completed	316,462	316,462	0	221,523	94,939
	Cortorro Ave.;									
	Leonardo St. to Mall St.	Paving & Drainage	Oct-94	Dec-94	Completed	15,627	15,627	0	10,939	4,688
	Lisbon St.; SW 8 St. to Milan Ave.	Paving & Drainage	Oct-94	Dec-94	Completed	101,781	101,781	0	71,247	30,534
	Cortez Street;									
	Mendoza Ave. to N. Greenway Dr.	Paving & Drainage	Nov-94	Jan-95	Completed	73,488	73,488	0	51,441	22,047
	Valencia Ave.; Red Rd. to Granada Blvd.	Paving & Drainage	Aug-94	Oct-94	Completed	185,622	185,622	0	129,935	55,687

**Local Option Gas Tax Projects
Sorted by Municipality**

Municipality	Project Location	Project Description	Commencement Date	Completion Date	Status	Project Funding Allocations to:				
						Project Budget	Paid to Date	To be Paid	Other Funding Sources	LOGT (1)
	Vitorrio Ave.;									
	Lejeune Rd. to San Vicente St.	Paving & Drainage	Sep-95	Nov-95	Completed	26,480	26,480	0	15,888	10,592
	Alley Blk. 30 Riviera Section	Paving	Jan-95	Mar-95	Completed	1,600	1,750	0	900	700
	Casilla St.; Alhambra Cir. to Majorca Ave.	Paving	Sep-95	Nov-95	Completed	9,800	3,800	6,000	8,280	1,520
	Aurora St.; Bird Rd. to San Lorenzo Ave.	Paving	Jul-95	Aug-95	Completed	16,720	8,560	8,160	10,032	6,688
	S. Greenway Dr.; Red Rd. to Coral Way	Paving	Aug-95	Oct-95	Completed	46,600	22,103	24,497	37,759	8,841
	University Dr.; Blue Rd. to Pisano Ave.	Paving	Sep-94	Nov-94	Completed	11,200	9,078	2,122	7,569	3,631
	Alley Blk. 125 CG sect.;									
	Camilo to Aledo Ave.	Paving	Sep-95	Nov-95	Completed	2,240	1,733	507	1,547	693
	Alley Blk. 124 CG sect.;									
	Riviera Dr. to Camilo Ave.	Paving	Sep-95	Nov-95	Completed	2,160	1,733	427	1,467	693
	Alley Blk. 114 CG sect.;									
	Anastasia Ave. to Riviera Dr.	Paving	Sep-95	Nov-95	Completed	1,920	1,773	147	1,211	709
	Nervia St.; Sunset Dr. to Alhambra Cir.	Paving	Oct-95	Dec-95	Completed	15,800	8,030	7,770	12,588	3,212
	Hernando Street;									
	Alhambra Cir. to Majorca Ave.	Paving	Sep-95	Nov-95	Completed	10,800	3,319	7,481	9,472	1,328
	Sergovia Street;									
	Alhambra Cir. to Majorca Ave.	Paving	Sep-95	Nov-95	Completed	10,800	4,180	6,620	9,128	1,672
	Cardena St.; Malaga to Santander Ave.	Paving	May-95	Jul-95	Completed	1,600	760	840	1,296	304
	Blk. 3 Biltmore Sect. Alley	Paving	Jun-94	Aug-94	Completed	4,800	3,545	1,255	3,382	1,418
	Alley Blk. 31 Riviera Section	Paving	Oct-95	Dec-95	Completed	1,600	1,750	0	900	700
	Santona St.; US1 to Nervia St.	Paving	Oct-95	Dec-95	Completed	5,200	2,600	2,600	4,160	1,040
	Mindello St.; Davis Rd. to Sunset Dr.	Paving	Oct-95	Dec-95	Completed	21,600	11,070	10,530	17,172	4,428
	Giralda Ave.; Lejeune Rd. to Segovia St.	Paving	Sep-95	Nov-95	Completed	10,600	3,800	6,800	9,080	1,520
	Augusto Ave. - US 1 to Mall St.	Paving & Drainage	Jun-94	Aug-94	Completed	85,902	85,902	0	60,131	25,771
	Malaga Ave.; Lejeune to Anastasia Ave.	Paving & Drainage	Oct-95	Jan-96	<i>In-progress</i>	262,570	139,718	122,852	206,683	55,887
	Ramiro St. ;Cul-de-Sac	Paving & Drainage	Dec-95	Feb-96	<i>In-progress</i>	30,008	0	30,008	17,105	12,903
	So. Alhambra Cir.; US1 to Granada	Paving & Drainage	Nov-95	Jan-96	<i>In-progress</i>	232,562	57,193	175,369	209,685	22,877
	Coruna Ave.; Red Rd. to Cul-de-Sac	Paving & Drainage	Dec-95	Feb-96	<i>In-progress</i>	56,801	0	56,801	32,377	24,424
	Campemento Ave.; Ramiro St. to Red Rd.	Paving & Drainage	Dec-95	Feb-96	<i>In-progress</i>	70,733	0	70,733	40,318	30,415
	Virtudes St.; Lugo Ave. to Cartagena Ave.	Paving & Drainage	Dec-95	Feb-96	<i>In-progress</i>	57,873	0	57,873	32,988	24,885
	Cartagena Ave.; Bernal St. to Virtudes St.	Paving & Drainage	Dec-95	Feb-96	<i>In-progress</i>	27,865	0	27,865	15,883	11,982
	Bernal Street;									
	Cartagena to Campemento Ave.	Paving & Drainage	Dec-95	Feb-96	<i>In-progress</i>	30,008	0	30,008	17,105	12,903
					<i>City Totals</i>	3,783,916	3,127,693	657,265	2,618,623	1,165,293
El Portal	All Streets Except Sherwood Forest	Street Paving	Jun-95	Sep-95	Completed	85,000	85,000	0	33,830	51,170
	Sherwood Forest	Street Paving	Dec-95	Jan-96	<i>In-progress</i>	25,000	0	25,000	0	25,000
					<i>City Totals</i>	110,000	85,000	25,000	33,830	76,170
Florida City	City-wide	Roadway Construction	Jan-96	Mar-96	<i>Planning Phase</i>	118,946	0	118,946	0	118,946
					<i>City Totals</i>	118,946	0	118,946	0	118,946
Golden Beach	City-wide	Storm Drain/Road Work	Jan-95	Aug-95	Completed	14,105	14,105	0	0	14,105
	City-wide	Storm Drain/Road Work	Oct-95	Dec-95	<i>In-progress</i>	14,199	0	14,199	0	14,199
	City-wide	Storm Drain/Road Work	Oct-96	Oct-98	<i>Pending</i>	3,000,000	0	3,000,000	2,970,000	30,000
					<i>City Totals</i>	3,028,304	14,105	3,014,199	2,970,000	58,304

**Local Option Gas Tax Projects
Sorted by Municipality**

Municipality	Project Location	Project Description	Commencement Date	Completion Date	Status	Project Funding Allocations to:				
						Project Budget	Paid to Date	To be Paid	Other Funding Sources	LOGT (1)
Hialeah	E. 41 St.; 4 to 8 Ave.	Total Reconstruction	Feb-96	Aug-96	<i>Bid Received</i>	912,220	92,104	820,116	0	912,220
	W. 23 St.; Palm to Red	Total Reconstruction	Jan-96	Jul-96	<i>In-progress</i>	883,106	80,000	803,106	0	883,106
	W. 23 St.; 8 to 12 Ave.	Total Reconstruction	Feb-95	Apr-96	<i>In-progress</i>	928,170	400,176	527,994	0	928,170
	E. 41 St.; 4 Ave. to Palm	Total Reconstruction	Jun-96	Dec-96	<i>Design</i>	921,642	0	921,642	0	921,642
	W. 41 St.; Palm to Red	Total Reconstruction	Jan-97	Jun-97	<i>Design & Planning</i>	910,000	0	910,000	0	910,000
	SE 9 Ct. ; Hialeah Dr. to SE 5 St.	Total Reconstruction	Mar-96	Mar-97	<i>Design</i>	65,000	0	65,000	0	65,000
		<i>City Totals</i>				4,620,138	572,280	4,047,858	0	4,620,138
Hialeah Gardens	NW 131 St. & 99 Ave.	Paving & Drainage	Jan-96	Apr-96	<i>Bid Out</i>	150,000	0	150,000	122,495	27,505
	NW 102 Ave & 104 Ave.	Cul-de-Sac Paving & Drainage	Jan-97	Jun-97	<i>Planned</i>	45,500	0	45,500	28,496	17,004
	NW 102 Ave.; 137 St. to 129 St.	Paving & Drainage	Jun-96	Dec-96	<i>Planned</i>	900,000	0	900,000	797,495	102,505
		<i>City Totals</i>				1,095,500	0	1,095,500	948,486	147,014
Homestead	SW 137 Ave. Parking Lot	Drainage	Oct-95	Oct-95	Completed	10,055	10,055	0	0	10,055
	SW 137 Ave. & SW 288 St.	Widen Roadway	Oct-95	Oct-95	Completed	12,336	12,336	0	0	12,336
	SW 4 Ave.	Paving	Dec-95	Dec-95	Completed	1,900	1,900	0	0	1,900
	SW 3 Ave., btwn SW 3 St. & 4 St.	Paving	Oct-95	Oct-95	Completed	2,598	2,598	0	0	2,598
	SW 3 St., btwn SW 2 Ave. & 3 Ave.	Paving	Oct-95	Oct-95	Completed	2,598	2,598	0	0	2,598
	SW 1 St.-Dead End to SW 12 Ave.	Paving	Oct-95	Oct-95	Completed	4,144	4,144	0	0	4,144
	NE 3 Dr.-West of US1	Asphalt Patching	Nov-95	Nov-95	Completed	1,345	1,345	0	0	1,345
	NE 2 Ave. & 9 Ct.-St Johns	Sidewalk Replacement	Nov-95	Nov-95	Completed	7,182	7,182	0	0	7,182
	NE 9 St., in front of park	Sidewalk Replacement	Nov-95	Nov-95	Completed	4,659	4,659	0	0	4,659
	City-wide	Pot-hole Patching	Oct-95	Dec-95	Completed	10,717	10,717	0	0	10,717
	SW 1 St. & Krome Ave.	Install Radius Curb	Dec-95	Dec-95	Completed	712	712	0	0	712
	333 Park Pl.	Replace Sidewalk	Dec-95	Dec-95	Completed	3,482	3,482	0	0	3,482
	NE 6 St. & Washington alley	Asphalt Patching	Nov-95	Nov-95	Completed	2,428	2,428	0	0	2,428
	NE 12 Ave. & NE 8 St.	Replace Sidewalk	Dec-95	Dec-95	Completed	4,656	4,656	0	0	4,656
	84 NW 12 St.	Install Storm Drainage	Dec-95	Dec-95	Completed	3,648	3,648	0	0	3,648
	Power Plant, South side	Install Rock Parking Lot	Nov-95	Dec-95	Completed	2,895	2,895	0	0	2,895
	SW 167 Ave. & SW 328 St.	Install Radius Curb	Dec-95	Dec-95	<i>In-progress</i>	3,187	2,800	387	0	3,187
	NW 1 Ave., btwn NW 15 St & 16 St.	Replace Sidewalk	Dec-95	Dec-95	<i>In-progress</i>	386	250	136	0	386
	N. Audobon	Storm Drain	Mar-96	Mar-96	<i>Pending</i>	3,500	0	3,500	0	3,500
	Egret Drive	Storm Drain	Apr-96	Apr-96	<i>Pending</i>	3,500	0	3,500	0	3,500
	S. Canal Drive	Storm Drain	Feb-96	Feb-96	<i>Pending</i>	3,500	0	3,500	0	3,500
	S. Audobon	Storm Drain	Mar-96	Mar-96	<i>Pending</i>	7,000	0	7,000	0	7,000
	Tennessee Road	Storm Drain	Apr-96	Apr-96	<i>Pending</i>	10,500	0	10,500	0	10,500
	City-wide	Radius Curbing	Jan-96	Sep-96	<i>Pending</i>	18,000	0	18,000	0	18,000
	City-wide	Curb & Gutter	Jan-96	Sep-96	<i>Pending</i>	10,000	0	10,000	0	10,000
	City-wide	Street Patching	Jan-96	Sep-96	<i>Pending</i>	32,000	0	32,000	0	32,000
	City-wide	Repair of Swale Area	Jan-96	Sep-96	<i>Pending</i>	95,000	0	95,000	0	95,000
	City-wide	Repaving Based on Sewer Rebuild	Jan-96	Sep-96	<i>Pending</i>	279,485	0	279,485	0	279,485
		<i>City Totals</i>				541,413	78,405	463,008	0	541,413
Indian Creek	NE 91 St. and Bay	Bridge Improvement	Jan-95	Mar-98	<i>Planning</i>	1,000,000	10,000	990,000	995,500	4,500
		<i>City Totals</i>				1,000,000	10,000	990,000	995,500	4,500

**Local Option Gas Tax Projects
Sorted by Municipality**

Municipality	Project Location	Project Description	Commencement Date	Completion Date	Status	Project Funding Allocations to:				
						Project Budget	Paid to Date	To be Paid	Other Funding Sources	LOGT (1)
Key Biscayne	Crandon Blvd. Harbor Dr.	Road Improvement	1995	1996	<i>In-progress</i>	1,100,000	911,537	188,463	948,383	151,617
		Improvements	1996	1999	<i>Design</i>	1,475,000	0	1,475,000	975,000	500,000
		<i>City Totals</i>				2,575,000	911,537	1,663,463	1,923,383	651,617
Medley	NW 93 St. & 105 Way Bridge	Resurface	May-94	Aug-94	Completed	119,592	119,592	0	89,592	30,000
	NW 102 Ave. & 106 St.	Culvert Crossing	Sep-94	May 95	Completed	40,000	40,000	0	30,000	10,000
	87 Ave. & River Dr.	Paving	Feb-95	Mar-95	Completed	9,500	9,500	0	0	9,500
	NW 121 Way	Paving	Sep-95	Sep-95	Completed	17,070	17,070	0	0	17,070
	93 St.	Paving	Apr-96	Jun-96	<i>Pending</i>	12,000	0	12,000	0	12,000
	90 St.	Paving	Aug-96	Apr-97	<i>Pending</i>	250,000	0	250,000	225,000	25,000
		<i>City Totals</i>				448,162	186,162	262,000	344,592	103,570
Miami	Little Havana	Street Rebuilding	Aug-94	Mar-95	Completed	161,658	161,658	0	83,658	78,000
	Flagami	Street Rebuilding	Aug-94	Feb-95	Completed	168,704	168,704	0	73,404	95,300
	Allapattah	Street Rebuilding	Aug-94	Dec-94	Completed	210,856	210,856	0	151,556	59,300
	Brickell Key Bridge e/o SE 8 St. SW 5 Ave. to 15 Road & Coral Way to 23 Rd.	Bridge Repairs	Nov-95	Dec-95	Completed	37,878	37,878	0	0	37,878
	City-wide	Storm Sewers & Streets	Mar-96	Dec-96	<i>In-progress</i>	1,081,000	81,000	1,000,000	181,000	900,000
	Downtown	Sidewalks & Street Rebuilding	Jun-95	Dec-96	<i>In-progress</i>	911,000	21,000	890,000	0	911,000
	Silver Bluff/Coconut Grove Street	Completion of Metrorail	1993	2000	<i>In-progress</i>	7,118,456	5,240,456	1,878,000	4,301,456	2,817,000
	City-wide	Sidewalks & Street Improvements	Aug-94	Feb-96	<i>In-progress</i>	826,442	25,002	801,440	518,442	308,000
	Edison Street	Street Improvements	Jan-96	Dec-96	<i>In-progress</i>	673,122	4,700	668,422	0	673,122
	Downtown	Rebuilding	Aug-94	Feb-96	<i>In-progress</i>	79,500	72,043	7,457	7,500	72,000
	City-wide	Street Improvements	Sep-94	Apr-96	<i>In-progress</i>	962,061	888,264	73,797	213,361	748,700
		Sidewalk Restorations & Inspections	1993	On-going	<i>In-progress</i>	1,600,000	400,000	1,200,000	0	1,600,000
		<i>City Totals</i>				13,830,677	7,311,561	6,519,116	5,530,377	8,300,300
Miami Beach	17th Street;									
	Washington Ave. to Collins Ave.	Asphalt	Aug-94	Aug-94	Completed	70,000	70,000	0	0	70,000
	Bay & Biarritz	Sidewalk/Asphalt/Drainage,etc.	Nov-94	Dec-95	Completed	1,090,630	1,090,630	0	832,180	258,450
	Terminal Island	Asphalt	Nov-94	Nov-94	Completed	30,000	30,000	0	0	30,000
	City-wide	Handicap Ramps	Jan-94	Jan-95	Completed	10,000	10,000	0	0	10,000
	City-wide	Handicap Ramps	Jan-94	Dec-94	Completed	28,000	28,000	0	0	28,000
	Indian Creek Dr. & 71 St.	Curbs/Asphalt	Jun-95	July-95	Completed	25,000	25,000	0	0	25,000
	Star Island	Asphalt	Feb-95	Feb-95	Completed	45,000	45,000	0	0	45,000
	Norm Is. to Biarritz Drive	Sidewalks/Curbs/Asphalt,etc.	Jun-94	Sep-94	Completed	205,000	205,000	0	25,000	180,000
	Norm. Is. to Trooville Espl.	Curbs/Asphalt	Jul-94	Oct-94	Completed	34,000	34,000	0	6,000	28,000
	Espanola Way	Drainage/Asphalt/Curbs,etc.	Feb-95	Jul-95	Completed	189,908	189,908	0	0	189,908
	8 Street; Ocean Dr. to Washington Ave.	Sidewalks/Curbs	Apr-94	May-94	Completed	55,000	55,000	0	0	55,000
	Meridian Ave.; Dade to 28 St.	Sidewalks/Asphalt	Mar-94	Apr-94	Completed	125,000	125,000	0	10,000	115,000
	10 Street & Washington Ave.	Drainage/Sidewalks/Curbs	Jun-94	Sep-94	Completed	78,000	78,000	0	23,000	55,000
	Washington Avenue and 15 St.	Sidewalks	Dec-94	Dec-94	Completed	12,000	12,000	0	2,000	10,000
	11 St.; Ocean to Washington Ave.	Sidewalks/Curbs	Jan-95	Jan-95	Completed	60,000	55,000	5,000	5,000	55,000
	Ocean Dr.; 2 St. to 3 St.	Sidewalks/Asphalt/Curbs	Jan-95	Mar-95	Completed	22,000	22,000	0	4,000	18,000
	City-wide	Bridge Maintenance	Oct-95	Oct-96	<i>In-progress</i>	130,000	8,000	122,000	122,000	8,000
	Biscayne Point	Sidewalks/Asphalt	Dec-95	Feb-96	<i>In-progress</i>	205,000	80,000	125,000	125,000	80,000

**Local Option Gas Tax Projects
Sorted by Municipality**

Municipality	Project Location	Project Description	Commencement Date	Completion Date	Status	Project Funding Allocations to:				
						Project Budget	Paid to Date	To be Paid	Other Funding Sources	LOGT (1)
	Hawthorne Ave.; 85, 86, 78 Sts.	Asphalt	Nov-97	Nov-97	<i>In-progress</i>	55,000	0	55,000	0	55,000
	10 St.; Ocean Dr. to Washington Ave.	Sidewalks/Curbs	Mar-96	Apr-96	<i>Pending</i>	55,000	0	55,000	0	55,000
	Royal/ Palm Ave.; 41St. to 47 St.	Asphalt	Jul-96	Aug-96	<i>Pending</i>	60,000	0	60,000	0	60,000
	47 St.; W. Bay to Pinetree	Sidewalks	Apr-96	May-96	<i>Pending</i>	50,000	0	50,000	0	50,000
	12 St.; Collins Ave. to Washington Ave.	Sidewalks/Curbs	Apr-96	May-96	<i>Pending</i>	30,000	0	30,000	0	30,000
	City-wide	Handicap Ramps	Mar-96	Sep-96	<i>Pending</i>	40,000	0	40,000	0	40,000
	South Shore Dr.	Asphalt	Sep-97	Oct-97	<i>Pending</i>	60,000	0	60,000	0	60,000
	West Ave.; 5 St. to 17 St.	Sidewalk/Asphalt/Curbs	Dec-96	Dec-97	<i>Pending</i>	350,000	0	350,000	200,000	150,000
	9 St.; Collins Ave. to Washington	Sidewalks/Curbs	Feb-96	Mar-96	<i>Pending</i>	30,000	0	30,000	0	30,000
	<i>City Totals</i>					3,144,538	2,162,538	982,000	1,354,180	1,790,358
Miami Shores	City-wide	Sidewalk Survey	Jan-95	Apr-95	Completed	9,000	9,000	0	0	9,000
	Various Streets & Alleyways	Street Resurfacing	Apr-94	Sep-94	Completed	131,700	131,700	0	0	131,700
	City-wide	Street Resurfacing	Oct-94	Sep-95	Completed	79,862	79,862	0	0	79,862
	City-wide	Sidewalk Repair	Jun-96	Sep-96	<i>Pending</i>	57,900	0	57,900	0	57,900
	City-wide	Street Resurfacing	Mar-96	Jul-96	<i>Pending</i>	65,700	0	65,700	0	65,700
	<i>City Totals</i>					344,162	220,562	123,600	0	344,162
Miami Springs	City-wide	Tree Root Barrier Program	Mar-94	Oct-96	<i>In-progress</i>	11,600	8,600	3,000	0	11,600
	City-wide	Equipment Purchases	Mar-94	On-going	<i>In-progress</i>	54,300	41,300	13,000	0	54,300
	City-wide	Sidewalk Replacement	Mar-94	On-going	<i>In-progress</i>	200,000	125,000	75,000	0	200,000
	City-wide	Street Barricade Program	Oct-94	Oct-96	<i>In-progress</i>	40,000	15,000	25,000	0	40,000
	City-wide	Street Overlay	Mar-94	On-going	<i>In-progress</i>	149,750	97,750	52,000	0	149,750
	<i>City Totals</i>					455,650	287,650	168,000	0	455,650
North Bay Village	Treasure Island	Street Paving	Jun-95	Dec-95	<i>In-progress</i>	105,911	75,811	30,100	0	105,911
	Treasure Island	Street Paving	Jun-96	Sep-96	<i>Pending</i>	45,000	0	45,000	0	45,000
	<i>City Totals</i>					150,911	75,811	75,100	0	150,911
North Miami	Keystone Point Subdivision	Retaining Wall for Bridge	Apr-94	Jul-94	Completed	1,657	1,657	0	0	1,657
	NE 127 Street between 16 Ave. & Biscayne Blvd.	Highway Beautification	Oct-95	Jan-96	<i>In-progress</i>	112,480	0	112,480	0	112,480
	NE 8 Ave.; 125 to 123 Street	Downtown Road Enhancements	Oct-95	Jan-96	<i>In-progress</i>	247,016	80,722	166,294	0	247,016
		Installation of Street Curbs & Handicap								
	City-wide	Ramps	Dec-94	Sep-96	<i>In-progress</i>	62,934	16,939	45,995	0	62,934
	NE 8 Ave. at 121 Street	Downtown Public Parking Lot	Dec-95	Feb-96	<i>In-progress</i>	200,000	2,100	197,900	0	200,000
	Citywide	Resurfacing Streets	Jun-94	Sep-96	<i>In-progress</i>	381,000	195,796	185,204	0	381,000
	NE 17 Ave. north of 127 St.	Highway Beautification	Sep-96	Dec-96	<i>Design Stage</i>	20,000	0	20,000	0	20,000
	NE 14 Ave.; 129 to 131 St.	Street Curbing/Highway Beautif.	Apr-96	Jun-96	<i>Planning</i>	11,070	0	11,070	0	11,070
	Keystone Point Subdivision	Reconstruct Seawalls Under City Streets	Jun-96	Dec-98	<i>Pending</i>	1,093,560	0	1,093,560	546,780	546,780
	Sans Souci Subdivision	Beautification Project	Apr-96	Jun-96	<i>Design Stage</i>	9,600	0	9,600	0	9,600
	NE 145 Street and 6 Ave.	Roadway & Swale Improvement	Jul-96	Sep-96	<i>Design Stage</i>	20,000	0	20,000	0	20,000
	NW 119 St.; 7 Ave. to 13 Ave.	Highway Beautification	Oct-96	Dec-96	<i>Pending</i>	78,800	0	78,800	39,400	39,400
	NW 12 Ave.; 132 to 134 St.	Swale/Parking Improvement	Jul-96	Sep-96	<i>Design Stage</i>	12,905	0	12,905	0	12,905
	<i>City Totals</i>					2,251,022	297,214	1,953,808	586,180	1,664,842

**Local Option Gas Tax Projects
Sorted by Municipality**

Municipality	Project Location	Project Description	Commencement Date	Completion Date	Status	Project Funding Allocations to:				
						Project Budget	Paid to Date	To be Paid	Other Funding Sources	LOGT (1)
North Miami Beach	City-wide	Sidewalk Replacement	Oct-94	Oct-94	Completed	20,000	20,142	0	(142)	20,142
	City-wide	Sidewalk Replacement	Oct-93	Sep-94	Completed	20,000	3,950	16,050	16,050	3,950
	I-95 Industrial Area									
	NW 4 Ave. / NW 171 St. / N Seaboard	Sewer System, Curb, and Gutter	Nov-95	Jun-96	In-progress	668,831	0	668,831	463,031	205,800
	City-wide	Sidewalk Replacement	Oct-95	Sep-96	In-progress	15,000	4,480	10,520	0	15,000
	Vehicle Maintenance Garage	Modify Roof	Mar-96	Mar-96	Pending	125,000	0	125,000	35,000	90,000
	Wash. Park-16 Ave.; 155 St. to 158 St.	Construct Neighborhood Wall	Feb-96	Feb-96	Pending	70,000	0	70,000	20,000	50,000
	Sunray East (Greynolds Parks)									
	NE 173-178 St. Between 19 & 23 Aves.	One Inch Asphalt Overlay	Mar-96	Mar-96	Pending	60,000	0	60,000	0	60,000
	Sunray West (Greynolds Parks)									
	NE 174-178 St. Between 15 & 19 Ave.	One Inch Asphalt Overlay	Apr-96	Apr-96	Pending	86,000	0	86,000	0	86,000
	City-Owned Parking Lots	One Inch Asphalt Overlay	Mar-96	Mar-96	Pending	66,000	0	66,000	0	66,000
	Mall South-NE 163 Street	Street Improvements	May-96	Jul-96	Pending	213,000	0	213,000	0	213,000
	Eastern Shores									
Opa-Locka	NE 168-171 St. west of NE 35 Ave.	Drainage/Roadway Improvements	Mar-96	Jul-96	Pending	400,000	0	400,000	200,000	200,000
	Highland Village Recreation Center									
	13621 NE 21 Ave.	Renovation and Expansion	Jan-96	Apr-96	Pending	30,000	0	30,000	10,000	20,000
					City Totals	1,773,831	28,572	1,745,401	743,939	1,029,892
	Lincoln Ave.	Roadway Improvements	1993	1994	Completed	40,000	40,000	0	0	40,000
	West of City Hall	Roadway Improvements	1993	1994	Completed	20,981	20,981	0	0	20,981
	Johnson & Grant St.	Roadway Resurfacing	Nov-94	Dec-96	In-progress	45,221	24,421	20,800	20,800	24,421
	Alexandria Ave. & NW 127 St.	Roadway Improvements	1993	On Hold	Pending	142,000	101,910	40,090	40,090	101,910
	Cairo Lane	Roadway Improvements	1993	On Hold	Pending	88,000	68,000	20,000	20,000	68,000
					City Totals	336,202	255,312	80,890	80,890	255,312
South Miami	Dorn Ave.	Infrastructure Improvement	1994	1995	Completed	75,000	75,000	0	0	75,000
	City-wide	Street Resurfacing	Aug-95	Sep-95	Completed	135,440	92,707	42,733	42,733	92,707
	City-wide	Street Repaving	Dec-95	Dec-95	In-progress	9,842	9,842	0	0	9,842
	City-wide	Street Resurfacing	1996	1996	Pending	160,000	0	160,000	0	160,000
					City Totals	380,282	177,549	202,733	42,733	337,549
Surfside	City-wide	Misc. Street Resurfacing	Sep-94	Apr-95	Completed	119,993	119,993	0	43,957	76,036
	93 Street & Harding Avenue	Parking Lot Reconstruction	May-96	Jun-96	Pending	100,000	0	100,000	0	100,000
					City Totals	219,993	119,993	100,000	43,957	176,036
Virginia Gardens	Various Locations	Cleaning	Mar-94	Sep-95	Completed	555	555	0	0	555
	NW 38 Street	Drainage	Dec-94	Feb-95	Completed	15,775	14,301	1,474	1,474	14,301
	NW 41 Street	Street Paving	May-95	May-95	Completed	5,950	5,950	0	0	5,950
	NW 36 Street	Sidewalk & General Repair	Dec-94	Sep-95	Completed	6,337	6,337	0	0	6,337
	NW 58 Street	Graphic Information	May-94	May-94	Completed	375	375	0	0	375
	Various Locations	Maintenance & Landscaping	Dec-94	Jan-95	Completed	994	994	0	0	994
	NW 38 Street	Repairs	May-94	Aug-94	Completed	19,541	19,541	0	0	19,541
	NW 38 Street	Drainage Improvement	Feb-96	Mar-96	Pending	18,870	0	18,870	3,145	15,725
	3700 - 41 Sts.; NW 64 Ave.	Drain. Curbing, Roadway, etc.	Mar-96	Jun-96	Pending	22,545	0	22,545	3,757	18,788
					City Totals	90,942	48,053	42,889	8,376	82,566

**Local Option Gas Tax Projects
Sorted by Municipality**

Municipality	Project Location	Project Description	Commencement Date	Completion Date	Status	Project Budget	Paid to Date	To be Paid	Project Funding Allocations to:	
									Other Funding Sources	LOGT (1)
West Miami	9th Street	Sidewalk & Street Improvements	Oct-93	Sep-94	Completed	68,976	68,976	0	0	68,976
	9th Street	Sidewalk & Curb Improvements	Oct-94	Sep-95	Completed	79,704	79,704	0	0	79,704
	City-wide	Sidewalk, Curb Parkway Repairs	Feb-96	Apr-96	<i>Bidding</i>	48,000	0	48,000	31,525	16,475
	SW 9 Street; 62 Ave. to 65 Ave.	Street and Curb Restoration	Oct-96	Dec-96	<i>Planning Stage</i>	55,000	0	55,000	7,275	47,725
	City-wide	Street Light Upgrade	Mar-96	Aug-96	<i>Survey</i>	5,800	0	5,800	0	5,800
					<i>City Totals</i>	257,480	148,680	108,800	38,800	218,680
					<i>Grand Totals (2)</i>	\$43,724,716	\$16,613,501	\$27,112,399	\$20,895,704	\$22,829,012

(1) - Includes funds for in-progress and planned projects to be completed in future years.

(2) - In some municipalities, construction costs exceeded the original budgets;

Local Option Gas Tax Projects
Sorted by District and Municipality

02/20/96

Project Funding Allocations to:											
District	Municipality	Project Location	Project Description	Commencement Date	Completion Date	Status	Project Budget	Paid to Date	To be Paid	Other Funding Sources	LOGT (1)
1	N. Miami Beach	I-95 Industrial Area- NW 4 Ave./N.W. 171 St./N Seaboard	Sewer System, Curb, and Gutter	Nov-95	Jun-96	In-progress	668,831	0	668,831	463,031	205,800
1	Opa-Locka	Alexandria Ave. & NW 127 St.	Roadway Improvements	1993	On Hold	Pending	142,000	101,910	40,090	40,090	101,910
1	Opa-Locka	Cairo Lane	Roadway Improvements	1993	On Hold	Pending	88,000	68,000	20,000	20,000	68,000
1	Opa-Locka	Johnson & Grant St.	Roadway Resurfacing	Nov-94	Dec-96	In-progress	45,221	24,421	20,800	20,800	24,421
1	Opa-Locka	West of City Hall	Roadway Improvements	1993	1994	Completed	20,981	20,981	0	0	20,981
1	Opa-Locka	Lincoln Ave.	Roadway Improvements	1993	1994	Completed	40,000	40,000	0	0	40,000
District Subtotals							1,005,033	255,312	749,721	543,921	461,112
2	El Portal	All Streets Except Sherwood Forest	Street Paving	Jun-95	Sep-95	Completed	85,000	85,000	0	33,830	51,170
2	El Portal	Sherwood Forest	Street Paving	Dec-95	Jan-96	In-progress	25,000	0	25,000	0	25,000
2	North Miami	NE 145 Street and 6 Ave.	Roadway & Swale Improvement	Jul-96	Sep-96	Design Stage	20,000	0	20,000	0	20,000
2	North Miami	Sans Souci Subdivision	Beautification Project	Apr-96	Jun-96	Design Stage	9,600	0	9,600	0	9,600
2	North Miami	NW 119 St.; 7 Ave. to 13 Ave.	Highway Beautification	Oct-96	Dec-96	Pending	78,800	0	78,800	39,400	39,400
2	North Miami	NW 12 Ave.; 132 to 134 St.	Swale/Parking Improvement	Jul-96	Sep-96	Design Stage	12,905	0	12,905	0	12,905
2	North Miami	NE 14 Ave.; 129 to 131 St.	Street Curbing/Highway Beautif.	Apr-96	Jun-96	Planning	11,070	0	11,070	0	11,070
2	North Miami	NE 8 Ave. at 121 Street	Downtown Public Parking Lot	Dec-95	Feb-96	In-progress	200,000	2,100	197,900	0	200,000
2	North Miami	NE 8 Ave.; 125 to 123 Street	Downtown Road Enhancements	Oct-95	Jan-96	In-progress	247,016	80,722	166,294	0	247,016
2	N. Miami Beach	Wash. Park-16 Ave.; 155 St. to 158 St.	Construct Neighborhood Wall	Feb-96	Feb-96	Pending	70,000	0	70,000	20,000	50,000
2	N. Miami Beach	Vehicle Maintenance Garage	Modify Roof	Mar-96	Mar-96	Pending	125,000	0	125,000	35,000	90,000
2	N. Miami Beach	Mall South-NE 163 Street	Street Improvements	May-96	Jul-96	Pending	213,000	0	213,000	0	213,000
District Subtotals							1,097,391	167,822	929,569	128,230	969,161
3	Miami	Edison Street	Rebuilding	Aug-94	Feb-96	In-progress	79,500	72,043	7,457	7,500	72,000
3	Miami	Allapattah	Street Rebuilding	Aug-94	Dec-94	Completed	210,856	210,856	0	151,556	59,300
3	Miami	Downtown	Street Improvements	Sep-94	Apr-96	In-progress	962,061	888,264	73,797	213,361	748,700
3	Miami	Downtown	Completion of Metrorail	1993	2000	In-progress	7,118,456	5,240,456	1,878,000	4,301,456	2,817,000
District Subtotals							8,370,873	6,411,619	1,959,254	4,673,873	3,697,000
4	Bal Harbour	Bal Harbour Residential District	Storm Drain Improvements	Nov-95	Nov-96	In-progress	2,200,000	154,005	2,045,995	2,151,570	48,430
4	Bay Harb. Islands	City-wide	Turning Lane Modifications	Feb-95	Mar-95	Completed	23,455	23,455	0	0	23,455
4	Bay Harb. Islands	City-wide	Microsurfacing of Roads	Mar-94	May-94	Completed	76,369	76,369	0	14,275	62,094
4	Bay Harb. Islands	Town Hall	Town Hall Parking Lot Repair	May-95	Jul-95	Completed	21,025	21,025	0	0	21,025
4	Bay Harb. Islands	City-wide	Sealcoating Parallel Parking	Sep-95	Jan-96	Completed	17,115	17,115	0	210	16,905
4	Bay Harb. Islands	City-wide	Drainage System Retro-fitting	Dec-95	Dec-98	In-progress	355,000	0	355,000	105,000	250,000
4	Biscayne Park	City-wide	Transportation, Maint., Improvements	Oct-94	Sep-95	Completed	159,670	88,898	70,772	118,040	41,630
4	Biscayne Park	City-wide	Transportation, Maint., Improvements	Oct-95	Sep-96	In-progress	164,867	15,818	149,049	123,159	41,708
4	Biscayne Park	City-wide	Paving & Drainage	Aug-95	Sep-97	In-progress	51,000	2,600	48,400	48,400	2,600
4	Biscayne Park	City-wide	Transportation, Maint., Improvements	Oct-93	Sep-94	Completed	99,146	95,539	3,607	71,204	27,942
4	Golden Beach	City-wide	Storm Drain/Road Work	Oct-95	Dec-95	In-progress	14,199	0	14,199	0	14,199
4	Golden Beach	City-wide	Storm Drain/Road Work	Jan-95	Aug-95	Completed	14,105	14,105	0	0	14,105
4	Golden Beach	City-wide	Storm Drain/Road Work	Oct-96	Oct-98	Pending	3,000,000	0	3,000,000	2,970,000	30,000
4	Indian Creek	NE 91 St. and Bay	Bridge Improvement	Jan-95	Mar-98	Planning	1,000,000	10,000	990,000	995,500	4,500
4	N. Bay Village	Treasure Island	Street Paving	Jun-96	Sep-96	Pending	45,000	0	45,000	0	45,000
4	N. Bay Village	Treasure Island	Street Paving	Jun-95	Dec-95	In-progress	105,911	75,811	30,100	0	105,911
4	North Miami	Keystone Point Subdivision	Retaining Wall for Bridge	Apr-94	Jul-94	Completed	1,657	1,657	0	0	1,657
4	North Miami	Keystone Point Subdivision	Reconstruct Seawalls Under City Streets	Jun-96	Dec-98	Pending	1,093,560	0	1,093,560	546,780	546,780
4	North Miami	NE 17 Ave. north of 127 St.	Highway Beautification	Sep-96	Dec-96	Design Stage	20,000	0	20,000	0	20,000
4	North Miami	NE 127 Street									
4		between 16 Ave. & Biscayne Blvd.	Highway Beautification	Oct-95	Jan-96	In-progress	112,480	0	112,480	0	112,480
4	N. Miami Beach	Eastern Shores - NE 168-171 St. west of NE 35 Ave.	Drainage/Roadway Improvements	Mar-96	Jul-96	Pending	400,000	0	400,000	200,000	200,000

Local Option Gas Tax Report
Sorted by District and Municipality

02/20/96

District	Municipality	Project Location	Project Description	Commencement Date	Completion Date	Status	Project Funding Allocations to:				
							Project Budget	Paid to Date	To be Paid	Other Funding Sources	LOGT (1)
4	N. Miami Beach	Highland Village Recreation Center 13621 NE 21 Ave.	Renovation and Expansion	Jan-96	Apr-96	Pending	30,000	0	30,000	10,000	20,000
4	N. Miami Beach	Sunray East NE 173-178St. Between NE 19 & 23 Aves.									
4	N. Miami Beach	(Greynolds Parks)	One Inch Asphalt Overlay	Mar-96	Mar-96	Pending	60,000	0	60,000	0	60,000
4	N. Miami Beach	Sunray West NE 174-178 St. Between NE 15 and 19 Ave.	One Inch Asphalt Overlay	Apr-96	Apr-96	Pending	86,000	0	86,000	0	86,000
4	Surfside	City-wide	Misc. Street Resurfacing	Sep-94	Apr-95	Completed	119,993	119,993	0	43,957	76,036
4	Surfside	93 Street & Harding Avenue	Parking Lot Reconstruction	May-96	Jun-96	Pending	100,000	0	100,000	0	100,000
District Subtotals							9,370,552	716,390	8,654,162	7,398,095	1,972,457
5	Miami	Little Havana	Street Rebuilding	Aug-94	Mar-95	Completed	161,658	161,658	0	83,658	78,000
5	Miami	SW 5 Ave. to 15 Rd. & Coral Way to 23 Rd.	Storm Sewers & Streets	Mar-96	Dec-96	In-progress	1,081,000	81,000	1,000,000	181,000	900,000
5	Miami Beach	17 St.; Washington Ave. to Collins Ave.	Asphalt	Aug-94	Aug-94	Completed	70,000	70,000	0	0	70,000
5	Miami Beach	Norm. Is. to Trooville Espl.	Curbs/Asphalt	Jul-94	Oct-94	Completed	34,000	34,000	0	6,000	28,000
5	Miami Beach	11 St.; Ocean to Washington Ave.	Sidewalks/Curbs	Jan-95	Jan-95	Completed	60,000	55,000	5,000	5,000	55,000
5	Miami Beach	8 Street; Ocean Dr. to Washington Ave.	Sidewalks/Curbs	Apr-94	May-94	Completed	55,000	55,000	0	0	55,000
5	Miami Beach	Espanola Way	Drainage/Asphalt/Curbs,etc.	Feb-95	Jul-95	Completed	189,908	189,908	0	0	189,908
5	Miami Beach	City-wide	Handicap Ramps	Jan-94	Jan-95	Completed	10,000	10,000	0	0	10,000
5	Miami Beach	City-wide	Handicap Ramps	Jan-94	Dec-94	Completed	28,000	28,000	0	0	28,000
5	Miami Beach	Terminal Island	Asphalt	Nov-94	Nov-94	Completed	30,000	30,000	0	0	30,000
5	Miami Beach	Norm Is. to Biarritz Drive	Sidewalks/Curbs/Asphalt,etc.	Jun-94	Sep-94	Completed	205,000	205,000	0	25,000	180,000
5	Miami Beach	Star Island	Asphalt	Feb-95	Feb-95	Completed	45,000	45,000	0	0	45,000
5	Miami Beach	Bay & Biarritz	Sidewalk/Asphalt/Drainage,etc.	Nov-94	Dec-95	Completed	1,090,630	1,090,630	0	832,180	258,450
5	Miami Beach	Washington Avenue and 15 St.	Sidewalks	Dec-94	Dec-94	Completed	12,000	12,000	0	2,000	10,000
5	Miami Beach	Indian Creek Dr. & 71 St.	Curbs/Asphalt	Jun-95	July-95	Completed	25,000	25,000	0	0	25,000
5	Miami Beach	Meridian Ave.; Dade to 28 St.	Sidewalks/Asphalt	Mar-94	Apr-94	Completed	125,000	125,000	0	10,000	115,000
5	Miami Beach	Ocean Dr.; 2 St. to 3 St.	Sidewalks/Asphalt/Curbs	Jan-95	Mar-95	Completed	22,000	22,000	0	4,000	18,000
5	Miami Beach	City-wide	Handicap Ramps	Mar-96	Sep-96	Pending	40,000	0	40,000	0	40,000
5	Miami Beach	10 Street & Washington Ave.	Drainage/Sidewalks/Curbs	Jun-94	Sep-94	Completed	78,000	78,000	0	23,000	55,000
5	Miami Beach	9 St.; Collins Ave. to Washington	Sidewalks/Curbs	Feb-96	Mar-96	Pending	30,000	0	30,000	0	30,000
5	Miami Beach	West Ave.; 5 St. to 17 St.	Sidewalk/Asphalt/Curbs	Dec-96	Dec-97	Pending	350,000	0	350,000	200,000	150,000
5	Miami Beach	South Shore Dr.	Asphalt	Sep-97	Oct-97	Pending	60,000	0	60,000	0	60,000
5	Miami Beach	47 St.; W. Bay to Pinetree	Sidewalks	Apr-96	May-96	Pending	50,000	0	50,000	0	50,000
5	Miami Beach	12 St.; Collins Ave. to Washington Ave.	Sidewalks/Curbs	Apr-96	May-96	Pending	30,000	0	30,000	0	30,000
5	Miami Beach	Royal/ Palm Ave.; 41St. to 47 St.	Asphalt	Jul-96	Aug-96	Pending	60,000	0	60,000	0	60,000
5	Miami Beach	10 St.; Ocean Dr. to Washington Ave.	Sidewalks/Curbs	Mar-96	Apr-96	Pending	55,000	0	55,000	0	55,000
5	Miami Beach	Hawthorne Ave.; 85, 86, 78 Sts.	Asphalt	Nov-97	Nov-97	In-progress	55,000	0	55,000	0	55,000
5	Miami Beach	Biscayne Point	Sidewalks/Asphalt	Dec-95	Feb-96	In-progress	205,000	80,000	125,000	125,000	80,000
5	Miami Beach	City-wide	Bridge Maintenance	Oct-95	Oct-96	In-progress	130,000	8,000	122,000	122,000	8,000
District Subtotals							4,387,196	2,405,196	1,982,000	1,618,838	2,768,358
6	Hialeah	SE 9 Ct. ; Hialeah Dr. to SE 5 St.	Total Reconstruction	Mar-96	Mar-97	Planning & Design	65,000	0	65,000	0	65,000
6	Hialeah	W. 23 St.; Palm to Red	Total Reconstruction	Jan-96	Jul-96	In-progress	883,106	80,000	803,106	0	883,106
6	Miami Springs	City-wide	Street Barricade Program	Oct-94	Oct-96	In-progress	40,000	15,000	25,000	0	40,000
6	Miami Springs	City-wide	Street Overlay	Mar-94	On-going	In-progress	149,750	97,750	52,000	0	149,750
6	Miami Springs	City-wide	Equipment Purchases	Mar-94	On-going	In-progress	54,300	41,300	13,000	0	54,300
6	Miami Springs	City-wide	Tree Root Barrier Program	Mar-94	Oct-96	In-progress	11,600	8,600	3,000	0	11,600
6	Miami Springs	City-wide	Sidewalk Replacement	Mar-94	On-going	In-progress	200,000	125,000	75,000	0	200,000
6	South Miami	Dorn Ave.	Infrastructure Improvement	1994	1995	Completed	75,000	75,000	0	0	75,000
6	South Miami	City-wide	Street Resurfacing	Aug-95	Sep-95	Completed	135,440	92,707	42,733	42,733	92,707
6	South Miami	City-wide	Street Resurfacing	1996	1996	Pending	160,000	0	160,000	0	160,000
6	South Miami	City-wide	Street Repaving	Dec-95	Dec-95	In-progress	9,842	9,842	0	0	9,842

Local Option Gas Tax Report
Sorted by District and Municipality

02/20/96

District	Municipality	Project Location	Project Description	Commencement Date	Completion Date	Status	Project Funding Allocations to:				
							Project Budget	Paid to Date	To be Paid	Other Funding Sources	LOGT (1)
6	West Miami	9th Street	Sidewalk & Street Improvements	Oct-93	Sep-94	Completed	68,976	68,976	0	0	68,976
6	West Miami	9th Street	Sidewalk & Curb Improvements	Oct-94	Sep-95	Completed	79,704	79,704	0	0	79,704
6	West Miami	City-wide	Sidewalk, Curb Parkway Repairs	Feb-96	Apr-96	<i>Planning</i>	48,000	0	48,000	31,525	16,475
6	West Miami	SW 9 Street; 62 Ave. to 65 Ave.	Street and Curb Restoration	Oct-96	Dec-96	<i>Planning Stage</i>	55,000	0	55,000	7,275	47,725
6	West Miami	City-wide	Street Light Upgrade	Mar-96	Aug-96	<i>Survey</i>	5,800	0	5,800	0	5,800
<i>District Subtotals</i>							2,041,518	693,879	1,347,639	81,533	1,959,985
7	Coral Gables	Mindello St.; Davis Rd. to Sunset Dr.	Paving	Oct-95	Dec-95	Completed	21,600	11,070	10,530	17,172	4,428
7	Coral Gables	Alley Blk. 124 CG sect.; Riviera Dr. to Camilo Ave.	Paving	Sep-95	Nov-95	Completed	2,160	1,733	427	1,467	693
7	Coral Gables	Hernando St.; Alhambra Cir. to Majorca Ave.	Paving	Sep-95	Nov-95	Completed	10,800	3,319	7,481	9,472	1,328
7	Coral Gables	Nervia St.; Sunset Dr. to Alhambra Cir.	Paving	Oct-95	Dec-95	Completed	15,800	8,030	7,770	12,588	3,212
7	Coral Gables	Alley Blk. 114 CG sect.; Anastasia Ave. to Riviera Dr.	Paving	Sep-95	Nov-95	Completed	1,920	1,773	147	1,211	709
7	Coral Gables	University Drive Blue Rd. to Pisano Ave.	Paving	Sep-94	Nov-94	Completed	11,200	9,078	2,122	7,569	3,631
7	Coral Gables	Alley Blk. 125 CG sect.; Camilo to Aledo Ave.	Paving	Sep-95	Nov-95	Completed	2,240	1,733	507	1,547	693
7	Coral Gables	Bernal Street Cartagena to Campamento Ave.	Paving & Drainage	Dec-95	Feb-96	<i>In-progress</i>	30,008	0	30,008	17,105	12,903
7	Coral Gables	S. Greenway Dr.; Red Rd. to Coral Way	Paving	Aug-95	Oct-95	Completed	46,600	22,103	24,497	37,759	8,841
7	Coral Gables	Aurora St.; Bird Rd. to San Lorenzo Ave.	Paving	Jul-95	Aug-95	Completed	16,720	8,560	8,160	10,032	6,688
7	Coral Gables	Casilla St.; Alhambra Cir. to Majorca Ave.	Paving	Sep-95	Nov-95	Completed	9,800	3,800	6,000	8,280	1,520
7	Coral Gables	Segovia St.; Alhambra Cir. to Majorca Ave.	Paving	Sep-95	Nov-95	Completed	10,800	4,180	6,620	9,128	1,672
7	Coral Gables	Cartagena Ave.; Bernal St. to Virtudes St.	Paving & Drainage	Dec-95	Feb-96	<i>In-progress</i>	27,865	0	27,865	15,883	11,982
7	Coral Gables	Vittorio Ave. Lejeune Rd. to San Vicente St.	Paving & Drainage	Sep-95	Nov-95	Completed	26,480	26,480	0	15,888	10,592
7	Coral Gables	Augusto Ave. - US 1 to Mall St.	Paving & Drainage	Jun-94	Aug-94	Completed	85,902	85,902	0	60,131	25,771
7	Coral Gables	Santona St.; US1 to Nervia St.	Paving	Oct-95	Dec-95	Completed	5,200	2,600	2,600	4,160	1,040
7	Coral Gables	Cardena St.; Malaga to Santander Ave.	Paving	May-95	Jul-95	Completed	1,600	760	840	1,296	304
7	Coral Gables	Giralda Ave.; Lejeune Rd. to Segovia St.	Paving	Sep-95	Nov-95	Completed	10,600	3,800	6,800	9,080	1,520
7	Coral Gables	Ramiro St. ;Cul-de-Sac	Paving & Drainage	Dec-95	Feb-96	<i>In-progress</i>	30,008	0	30,008	17,105	12,903
7	Coral Gables	Malaga Ave.; Lejeune to Anastasia Ave.	Paving & Drainage	Oct-95	Jan-96	<i>In-progress</i>	262,570	139,718	122,852	206,683	55,887
7	Coral Gables	Virtudes St.; Lugo Ave. to Cartagena Ave.	Paving & Drainage	Dec-95	Feb-96	<i>In-progress</i>	57,873	0	57,873	32,988	24,885
7	Coral Gables	So. Alhambra Cir.; US1 to Granada	Paving & Drainage	Nov-95	Jan-96	<i>In-progress</i>	232,562	57,193	175,369	209,685	22,877
7	Coral Gables	Coruna Ave.; Red Rd. to Cul-de-Sac	Paving & Drainage	Dec-95	Feb-96	<i>In-progress</i>	56,801	0	56,801	32,377	24,424
7	Coral Gables	Campamento Ave.; Ramiro St. to Red Rd.	Paving & Drainage	Dec-95	Feb-96	<i>In-progress</i>	70,733	0	70,733	40,318	30,415
7	Coral Gables	Alley Blk. 30 Riviera Section	Paving	Jan-95	Mar-95	Completed	1,600	1,750	0	900	700
7	Coral Gables	Valencia Ave.; Red Rd. to Granada Blvd.	Paving & Drainage	Aug-94	Oct-94	Completed	185,622	185,622	0	129,935	55,687
7	Coral Gables	Blk. 3 Biltmore Sect. Alley	Paving	Jun-94	Aug-94	Completed	4,800	3,545	1,255	3,382	1,418
7	Coral Gables	Alcazar; Alhambra Cir. to Lejeune Rd.	Paving & Drainage	Jan-95	Mar-95	Completed	80,310	80,310	0	48,186	32,124
7	Coral Gables	Sunrise Ave.; Douglas Rd. to End	Paving & Drainage	Jun-95	Aug-95	Completed	42,090	42,090	0	25,254	16,836
7	Coral Gables	Sunrise Terr.; Sunrise Ave. to End	Paving & Drainage	May-95	Jul-95	Completed	39,351	39,351	0	23,611	15,740
7	Coral Gables	Campana Ave. Entrance	Paving & Curb	Jan-95	Mar-95	Completed	29,432	29,432	0	17,659	11,773
7	Coral Gables	Navarre; Alhambra Cir. to Lejeune Rd.	Paving & Drainage	Feb-95	Apr-95	Completed	97,103	97,103	0	58,262	38,841
7	Coral Gables	Cortez St.; Mendoza Ave. to N. Greenway Dr.	Paving & Drainage	Nov-94	Jan-95	Completed	73,488	73,488	0	51,441	22,047
7	Coral Gables	Sunrise Pl.; Sunrise Ave. to End	Paving & Drainage	May-95	Jul-95	Completed	71,566	71,566	0	42,940	28,626
7	Coral Gables	Sunrise Dr.; Sunrise Ave. to End	Paving & Drainage	May-95	Jul-95	Completed	38,139	38,139	0	22,883	15,256
7	Coral Gables	Sunrise Ct.; Sunrise Ave. to End	Paving & Drainage	May-95	Jul-95	Completed	70,175	70,175	0	42,105	28,070
7	Coral Gables	Minorca Ave.; Alhambra Cir. to Lejeune Rd.	Paving & Drainage	Jul-95	Sep-95	Completed	116,527	116,527	0	69,916	46,611
7	Coral Gables	Casilla St.; Alhambra Cir. to Majorca Ave.	Paving	Jul-95	Sep-95	Completed	73,488	73,488	0	44,093	29,395
7	Coral Gables	Maynada St.; Augusto St. to US1	Paving/Drainage/Curb/Sidewalk	Jul-95	Aug-95	Completed	55,513	55,513	0	33,308	22,205

Local Option Gas Tax Report
Sorted by District and Municipality

02/20/96

District	Municipality	Project Location	Project Description	Commencement Date	Completion Date	Status	Project Funding Allocations to:				
							Project Budget	Paid to Date	To be Paid	Other Funding Sources	LOGT (1)
7	Coral Gables	Palancia Ave.; Red Rd. to San Amaro Dr.	Paving & Drainage	Jul-94	Aug-94	Completed	47,809	47,809	0	33,466	14,343
7	Coral Gables	Lisbon St.; SW 8 St. to Milan Ave.	Paving & Drainage	Oct-94	Dec-94	Completed	101,781	101,781	0	71,247	30,534
7	Coral Gables	Cotorro Ave.; Leonardo St. to Mall St.	Paving & Drainage	Oct-94	Dec-94	Completed	15,627	15,627	0	10,939	4,688
7	Coral Gables	North Greenway Dr.									
		Coral Way to Segovia St.	Paving & Drainage	Sep-94	Nov-94	Completed	316,462	316,462	0	221,523	94,939
7	Coral Gables	Solano Prado entrance	Paving & Drainage	Jan-95	Mar-95	Completed	117,958	117,958	0	70,775	47,183
7	Coral Gables	Alley Blk. 31 Riviera Section	Paving	Oct-95	Dec-95	Completed	1,600	1,750	0	900	700
7	Coral Gables	Biltmore Access Road	Paving	Sep-94	Nov-94	Completed	8,000	8,742	0	4,503	3,497
7	Coral Gables	San Amaro Dr. - Bird Rd. to Blue	Paving & Drainage	Jul-94	Aug-94	Completed	148,258	148,258	0	103,781	44,477
7	Coral Gables	Leonardo St.; Augusto Ave. to Alfonso Ave.	Paving & Drainage	Nov-95	Jan-95	Completed	123,131	123,131	0	86,192	36,939
7	Coral Gables	Placeta Ave.									
		Caballero Blvd. to Castaneda St.	Paving & Drainage	Nov-95	Jan-95	Completed	109,310	109,310	0	76,517	32,793
7	Key Biscayne	Crandon Blvd.	Road Improvement	1995	1996	In-progress	1,100,000	911,537	188,463	948,383	151,617
7	Key Biscayne	Harbor Dr.	Improvements	1996	1999	Design	1,475,000	0	1,475,000	975,000	500,000
7	Miami	Silver Bluff/Coconut Grove Street	Sidewalks & Street Improvements	Aug-94	Feb-96	In-progress	826,442	25,002	801,440	518,442	308,000
7	Miami	Flagami	Street Rebuilding	Aug-94	Feb-95	Completed	168,704	168,704	0	73,404	95,300
District Subtotals							6,587,128	3,466,002	3,122,168	4,587,871	1,999,257
8	Homestead	NE 3 Dr.-West of US1	Asphalt Patching	Nov-95	Nov-95	Completed	1,345	1,345	0	0	1,345
8	Homestead	Tennessee Road	Storm Drain	Apr-96	Apr-96	Pending	10,500	0	10,500	0	10,500
8	Homestead	NW 1 Ave., btwn NW 15 St & 16 St.	Replace Sidewalk	Dec-95	Dec-95	In-progress	386	250	136	0	386
8	Homestead	NE 12 Ave. & NE 8 St.	Replace Sidewalk	Dec-95	Dec-95	Completed	4,656	4,656	0	0	4,656
8	Homestead	NE 6 St. & Washington alley	Asphalt Patching	Nov-95	Nov-95	Completed	2,428	2,428	0	0	2,428
8	Homestead	333 Park Pl.	Replace Sidewalk	Dec-95	Dec-95	Completed	3,482	3,482	0	0	3,482
8	Homestead	NE 9 St., in front of park	Sidewalk Replacement	Nov-95	Nov-95	Completed	4,659	4,659	0	0	4,659
8	Homestead	NE 2 Ave. & 9 Ct.-St Johns	Sidewalk Replacement	Nov-95	Nov-95	Completed	7,182	7,182	0	0	7,182
8	Homestead	84 NW 12 St.	Install Storm Drainage	Dec-95	Dec-95	Completed	3,648	3,648	0	0	3,648
District Subtotals							38,286	27,650	10,636	0	38,286
9	Florida City	City-wide	Roadway Construction	Jan-96	Mar-96	Planning Phase	118,946	0	118,946	0	118,946
9	Homestead	SW 137 Ave. & SW 288 St.	Widen Roadway	Oct-95	Oct-95	Completed	12,336	12,336	0	0	12,336
9	Homestead	S. Audobon	Storm Drain	Mar-96	Mar-96	Pending	7,000	0	7,000	0	7,000
9	Homestead	SW 4 Ave.	Paving	Dec-95	Dec-95	Completed	1,900	1,900	0	0	1,900
9	Homestead	Egret Drive	Storm Drain	Apr-96	Apr-96	Pending	3,500	0	3,500	0	3,500
9	Homestead	N. Audobon	Storm Drain	Mar-96	Mar-96	Pending	3,500	0	3,500	0	3,500
9	Homestead	SW 167 Ave. & SW 328 St.	Install Radius Curb	Dec-95	Dec-95	In-progress	3,187	2,800	387	0	3,187
9	Homestead	S. Canal Drive	Storm Drain	Feb-96	Feb-96	Pending	3,500	0	3,500	0	3,500
9	Homestead	SW 1 St. & Krome Ave.	Install Radius Curb	Dec-95	Dec-95	Completed	712	712	0	0	712
9	Homestead	SW 3 St., btwn SW 2 Ave. & 3 Ave.	Paving	Oct-95	Oct-95	Completed	2,598	2,598	0	0	2,598
9	Homestead	SW 3 Ave., btwn SW 3 St. & 4 St.	Paving	Oct-95	Oct-95	Completed	2,598	2,598	0	0	2,598
9	Homestead	SW 137 Ave. Parking Lot	Drainage	Oct-95	Oct-95	Completed	10,055	10,055	0	0	10,055
9	Homestead	SW 1 St.-Dead End to SW 12 Ave.	Paving	Oct-95	Oct-95	Completed	4,144	4,144	0	0	4,144
District Subtotals							173,976	37,143	136,833	0	173,976
12	Hialeah Gardens	NW 131 St. & 99 Ave.	Paving & Drainage	Jan-96	Apr-96	Bid Out	150,000	0	150,000	122,495	27,505
12	Hialeah Gardens	NW 102 Ave & 104 Ave.	Cul-de-Sac Paving & Drainage	Jan-97	Jun-97	Planned	45,500	0	45,500	28,496	17,004
12	Hialeah Gardens	NW 102 Ave.; 137 St. to 129 St.	Paving & Drainage	Jun-96	Dec-96	Planned	900,000	0	900,000	797,495	102,505
12	Medley	NW 121 Way	Paving	Sep-95	Sep-95	Completed	17,070	17,070	0	0	17,070
12	Medley	93 St.	Paving	Apr-96	Jun-96	Pending	12,000	0	12,000	0	12,000
12	Medley	NW 102 Ave. & 106 St.	Culvert Crossing	Sep-94	May 95	Completed	40,000	40,000	0	30,000	10,000
12	Medley	90 St.	Paving	Aug-96	Apr-97	Pending	250,000	0	250,000	225,000	25,000
12	Medley	87 Ave. & River Dr.	Paving	Feb-95	Mar-95	Completed	9,500	9,500	0	0	9,500
12	Medley	NW 93 St. & 105 Way Bridge	Resurface	May-94	Aug-94	Completed	119,592	119,592	0	89,592	30,000

Local Option Gas Tax Report
Sorted by District and Municipality

02/20/96

District	Municipality	Project Location	Project Description	Commencement Date	Completion Date	Status	Project Funding Allocations to:				
							Project Budget	Paid to Date	To be Paid	Other Funding Sources	LOGT (1)
12	Virginia Gardens	NW 36 Street	Sidewalk & General Repair	Dec-94	Sep-95	Completed	6,337	6,337	0	0	6,337
12	Virginia Gardens	NW 58 Street	Graphic Information	May-94	May-94	Completed	375	375	0	0	375
12	Virginia Gardens	Various Locations	Cleaning .	Mar-94	Sep-95	Completed	555	555	0	0	555
12	Virginia Gardens	NW 38 Street	Drainage	Dec-94	Feb-95	Completed	15,775	14,301	1,474	1,474	14,301
12	Virginia Gardens	NW 41 Street	Street Paving	May-95	May-95	Completed	5,950	5,950	0	0	5,950
12	Virginia Gardens	3700 - 41 Sts.; NW 64 Ave.	Drain. Curbing, Roadway,etc.	Mar-96	Jun-96	Pending	22,545	0	22,545	3,757	18,788
12	Virginia Gardens	NW 38 Street	Drainage Improvement	Feb-96	Mar-96	Pending	18,870	0	18,870	3,145	15,725
12	Virginia Gardens	NW 38 Street	Repairs	May-94	Aug-94	Completed	19,541	19,541	0	0	19,541
12	Virginia Gardens	Various Locations	Maintenance & Landscaping	Dec-94	Jan-95	Completed	994	994	0	0	994
District Subtotals							1,634,604	234,215	1,400,389	1,301,454	333,150
13	Hialeah	W. 41 St.; Palm to Red	Total Reconstruction	Jan-97	Jun-97	Design	910,000	0	910,000	0	910,000
13	Hialeah	W. 23 St.; 8 to 12 Ave.	Total Reconstruction	Feb-95	Apr-96	In-progress	928,170	400,176	527,994	0	928,170
13	Hialeah	E. 41 St.; 4 Ave. to Palm	Total Reconstruction	Jun-96	Dec-96	Design	921,642	0	921,642	0	921,642
13	Hialeah	E. 41 St.; 4 to 8 Ave.	Total Reconstruction	Feb-96	Aug-96	Bid Received	912,220	92,104	820,116	0	912,220
District Subtotals							3,672,032	492,280	3,179,752	0	3,672,032
1,2,4	Coral Gables	City-wide	Drainage, Survey and Design Costs	Jan-94	Dec-95	Completed	766,934	766,934	0	545,981	220,953
1,2,4	N. Miami Beach	City-wide	Sidewalk Replacement	Oct-94	Oct-94	Completed	20,000	20,142	0	(142)	20,142
1,2,4	N. Miami Beach	City-wide	Sidewalk Replacement	Oct-93	Sep-94	Completed	20,000	3,950	16,050	16,050	3,950
1,2,4	N. Miami Beach	City-wide	Sidewalk Replacement	Oct-95	Sep-96	In-progress	15,000	4,480	10,520	0	15,000
2,4	Miami Shores	City-wide	Sidewalk Survey	Jan-95	Apr-95	Completed	9,000	9,000	0	0	9,000
2,4	Miami Shores	Various Streets & Alleyways	Street Resurfacing	Apr-94	Sep-94	Completed	131,700	131,700	0	0	131,700
2,4	Miami Shores	City-wide	Street Resurfacing	Oct-94	Sep-95	Completed	79,862	79,862	0	0	79,862
2,4	Miami Shores	City-wide	Sidewalk Repair	Jun-96	Sep-96	Pending	57,900	0	57,900	0	57,900
2,4	Miami Shores	City-wide	Street Resurfacing	Mar-96	Jul-96	Pending	65,700	0	65,700	0	65,700
2,4	North Miami	City-wide	Ramps	Dec-94	Sep-96	In-progress	62,934	16,939	45,995	0	62,934
2,4	North Miami	Citywide	Resurfacing Streets	Jun-94	Sep-96	In-progress	381,000	195,796	185,204	0	381,000
2,4	N. Miami Beach	City-Owned Parking Lots	One Inch Asphalt Overlay	Mar-96	Mar-96	Pending	66,000	0	66,000	0	66,000
3,5,7	Miami	City-wide	Street Improvements	Jan-96	Dec-96	In-progress	673,122	4,700	668,422	0	673,122
3,5,7	Miami	City-wide	Sidewalk Restorations & Inspections	1993	On-going	In-progress	1,600,000	400,000	1,200,000	0	1,600,000
3,5,7	Miami	City-wide	Sidewalks & Street Rebuilding	Jun-95	Dec-96	In-progress	911,000	21,000	890,000	0	911,000
5,7	Miami	Brickell Key Bridge e/o SE 8 St.	Bridge Repairs	Nov-95	Dec-95	Completed	37,878	37,878	0	0	37,878
8,9	Homestead	City-wide	Pot-hole Patching	Oct-95	Dec-95	Completed	10,717	10,717	0	0	10,717
8,9	Homestead	City-wide	Repair of Swale Area	Jan-96	Sep-96	Pending	95,000	0	95,000	0	95,000
8,9	Homestead	City-wide	Repaving Based on Sewer Rebuild	Jan-96	Sep-96	Pending	279,485	0	279,485	0	279,485
8,9	Homestead	City-wide	Street Patching	Jan-96	Sep-96	Pending	32,000	0	32,000	0	32,000
8,9	Homestead	City-wide	Radius Curbing	Jan-96	Sep-96	Pending	18,000	0	18,000	0	18,000
8,9	Homestead	City-wide	Curb & Gutter	Jan-96	Sep-96	Pending	10,000	0	10,000	0	10,000
8,9	Homestead	Power Plant, South side	Install Rock Parking Lot	Nov-95	Dec-95	Completed	2,895	2,895	0	0	2,895
District Subtotals							5,346,127	1,705,993	3,640,276	561,889	4,784,238
Grand Totals (2)							\$43,724,716	\$16,613,501	\$27,112,399	\$20,895,704	\$22,829,012

(1) - Includes funds for in-progress and planned projects to be completed in future years.

(2) - In some municipalities, construction costs exceeded the original budgets; therefore, the sum of "paid-to-date" and "to-be-paid" amounts do not equal the project budget.




Local option gas tax funds enabled the City of Coral Gables to launch a city-wide street-paving program.





The City of Miami Beach has brought several transportation improvements to its citizens. They include intersection improvements, sidewalk repairs, and curb cuts for the disabled.





These before and after pictures of S.W. 344 Street in Homestead show how the City doubled the capacity of the road.

22





Miami Springs has initiated a tree-trunk barrier program with its local option gas tax revenue. They have also implemented a street barricade program to control traffic and crime.

23





Local option gas tax revenue has enabled Miami Springs to finance its sidewalk improvement program now under construction.






North Bay Village utilizes its share of local option gas tax revenue to fund its resurfacing program as well as make intersection improvements.






A new public parking lot is under construction in Downtown North Miami at N.E. 8th Avenue and 121st Street.

26



Residents of Keystone Point will benefit from the repair of the retaining wall on the Keystone Point Bridge.



North Miami has utilized gas tax revenue for improvements in the residential as well as commercial areas. Street curbing and access ramps for persons with disabilities have been completed in some neighborhoods. Road improvements are also well underway to provide access to facilities in the central business district including City Hall.





The City of North Miami Beach is using a significant portion of its local option gas tax revenue to complete a much needed street sewer and drainage project in the industrial area adjacent to the Golden Glade Interchange.



PUBLIC WORKS DEPARTMENT

LOCAL OPTION GAS TAX

SUMMARY

TRANSPORTATION IMPROVEMENT PROGRAM

FISCAL YEAR 1995-96

**COMMISSION DISTRICT 1
LOCAL OPTION GAS TAX EXPENDITURES**

PROJECT #	PROJECT TITLE/DESCRIPTION	IMPROVEMENT	NAME/LOCATION	AMOUNT	SCHEDULE	REMARKS
CONSTRUCTION UNDERWAY						
610035	A.D.A. IMPROVEMENTS - PACKAGE "A"	A.D.A. CURB CUTS/REPAIRS	23 SITES IN DISTRICT 1	\$ 25,120	CONST. UNDERWAY	
610099	SCHOOL ZONE FLASHING SIGNALS GROUP 57	SCHOOL ZONE SIGNALS	BRENTWOOD ELEMENTARY	\$ 52,000	CONST. UNDERWAY	
610099	SCHOOL ZONE FLASHING SIGNALS GROUP 57	SCHOOL ZONE SIGNALS	CAROL CITY MIDDLE	\$ 52,000	CONST. UNDERWAY	
610099	SCHOOL ZONE FLASHING SIGNALS GROUP 57	SCHOOL ZONE SIGNALS	HIBISCUS ELEMENTARY	\$ 52,000	CONST. UNDERWAY	
610099	SCHOOL ZONE FLASHING SIGNALS GROUP 57	SCHOOL ZONE SIGNALS	MIAMI GARDENS ELEMENTARY	\$ 52,000	CONST. UNDERWAY	
610099	SCHOOL ZONE FLASHING SIGNALS GROUP 57	SCHOOL ZONE SIGNALS	MIAMI GARDENS ELEMENTARY (NW 47 AVE)	\$ 52,000	CONST. UNDERWAY	
610099	SCHOOL ZONE FLASHING SIGNALS GROUP 57	SCHOOL ZONE SIGNALS	NORTH CAROL CITY ELEMENTARY	\$ 52,000	CONST. UNDERWAY	
610099	SCHOOL ZONE FLASHING SIGNALS GROUP 57	SCHOOL ZONE SIGNALS	ST MONICA CATHOLIC SCHOOL	\$ 52,000	CONST. UNDERWAY	
	NW 37 AVE	2 TO 5 LANES	SR 826 TO COUNTY LINE RD	\$ 1,012,000	CONST. UNDERWAY	LOCAL SHARE - CST BY FDOT
				TOTAL	\$ 1,401,120	
PLANNING - DESIGN & PROGRAMMED						
610101	INTERSECTION IMPROVEMENTS - CONTRACT 5	INTERSECTION IMPROVEMENT	NW 32 AVE & NW 191 ST	\$ 27,670	BID 5-96	
610036	A.D.A. INTERSECTION UPGRADES - CONTRACT 1	A.D.A. INTERSECTION IMPROVEMENT	NW 22 AVE & NW 175 ST	\$ 33,000	DESIGN UNDERWAY	
610036	A.D.A. INTERSECTION UPGRADES - CONTRACT 1	A.D.A. INTERSECTION IMPROVEMENT	NW 22 AVE & NW 183 ST	\$ 33,000	DESIGN UNDERWAY	
610036	A.D.A. INTERSECTION UPGRADES - CONTRACT 1	A.D.A. INTERSECTION IMPROVEMENT	NW 7 AVE & NW 151 ST	\$ 33,000	DESIGN UNDERWAY	
	SCHOOL ZONE FLASHING SIGNALS GROUP 61	SCHOOL ZONE SIGNALS	NORTHWEST CHRISTIAN ACADEMY	\$ 52,000	CONST. FY 96-97	
	SCHOOL ZONE FLASHING SIGNALS GROUP 61	SCHOOL ZONE SIGNALS	PARKWAY MIDDLE (NW 27 AVE)	\$ 52,000	CONST. FY 96-97	
610044	SCHOOL ZONE FLASHING SIGNALS GROUP 59	SCHOOL ZONE SIGNALS	BISCAYNE GARDENS ELEMENTARY	\$ 52,000	BID 3-96	
610044	SCHOOL ZONE FLASHING SIGNALS GROUP 59	SCHOOL ZONE SIGNALS	JEFFERSON MIDDLE	\$ 52,000	BID 3-96	
610136	RESURFACING - CONTRACT 41	ROAD RESURFACING	3-52-41	\$ 481,513	CONST. FY 95-96	
610135	RESURFACING - CONTRACT 40	ROAD RESURFACING	1-52-41	\$ 752,130	CONST. FY 95-96	
662281	NW 47 AVE	2 TO 5 LANES	SR 826 TO NW 183 ST	\$ 1,575,000	CONST. FY 97-98	
610108	A.D.A. IMPROVEMENTS TO DADE COUNTY FACILITIES	A.D.A. CURB CUTS/REPAIRS	11 SITES IN DISTRICT 1	\$ 26,550	BID 2-96	
610112	A.D.A. IMPROVEMENTS - BUS ROUTES PACKAGE 1	A.D.A. CURB CUTS/REPAIRS	3 SITES IN DISTRICT 1	\$ 27,820	BID 1-96	
610132	A.D.A. IMPROVEMENTS - PACKAGE "D"	A.D.A. CURB CUTS/REPAIRS	53 SITES IN DISTRICT 1	\$ 73,940	BID 2-96	
610041	A.D.A. IMPROVEMENTS - PACKAGE "B"	A.D.A. CURB CUTS/REPAIRS	119 SITES IN DISTRICT 1	\$ 132,920	BID 1-96	
				TOTAL	\$ 3,404,543	
				GRAND TOTAL	\$ 4,805,663	

**COMMISSION DISTRICT 2
LOCAL OPTION GAS TAX EXPENDITURES**

PROJECT #	PROJECT TITLE/DESCRIPTION	IMPROVEMENT	NAME/LOCATION	AMOUNT	SCHEDULE	REMARKS
COMPLETED						
610020	A.D.A. OPEN CONCRETE & MISC. - CONTRACT 1 - HOT LINE LIST 1 WORK ORDER UNDER OPEN CONTRACT - ISSUED 3-17-95	A.D.A. CURB CUTS/REPAIRS TRAFFIC CONTROL DEVICES	745 NW 75 ST SR 826 & NE 8 AVE	\$ 17,560 \$ 2,000	COMPLETED MEMO:3-17-95	WORK ORDER
				TOTAL	\$ 19,560	
CONSTRUCTION UNDERWAY						
610048	RESURFACING - CONTRACT 39	ROAD RESURFACING	35-52-41	\$ 134,215	UNDER CONST.	
610035	A.D.A. IMPROVEMENTS - PACKAGE "A"	A.D.A. CURB CUTS/REPAIRS	22 SITES IN DISTRICT 2	\$ 24,020	CONST. 9-95	
610047	RESURFACING - CONTRACT 38	ROAD RESURFACING	36-52-41	\$ 255,924	CONST. 10-95	
610099	SCHOOL ZONE FLASHING SIGNALS GROUP 57	SCHOOL ZONE SIGNALS	GRATIGNY ELEMENTARY	\$ 52,000	CONST. UNDERWAY	
610099	SCHOOL ZONE FLASHING SIGNALS GROUP 57	SCHOOL ZONE SIGNALS	OAK GROVE ELEMENTARY	\$ 52,000	CONST. UNDERWAY	
610036	A.D.A. INTERSECTION UPGRADES - CONTRACT 1	A.D.A. INTERSECTION IMPROVEMENT	NW 22 AVE & NW 103 ST	\$ 33,000	CONST. 1-96	
610036	A.D.A. INTERSECTION UPGRADES - CONTRACT 1	A.D.A. INTERSECTION IMPROVEMENT	NW 22 AVE & NW 119 ST	\$ 33,000	CONST. 1-96	
610036	A.D.A. INTERSECTION UPGRADES - CONTRACT 1	A.D.A. INTERSECTION IMPROVEMENT	NW 22 AVE & NW 66 ST	\$ 33,000	CONST. 1-96	
610036	A.D.A. INTERSECTION UPGRADES - CONTRACT 1	A.D.A. INTERSECTION IMPROVEMENT	NW 22 AVE & NW 79 ST	\$ 33,000	CONST. 1-96	
610036	A.D.A. INTERSECTION UPGRADES - CONTRACT 1	A.D.A. INTERSECTION IMPROVEMENT	NW 22 AVE BET NW 68 ST & NW 69 ST	\$ 33,000	CONST. 1-96	
				TOTAL	\$ 683,159	
PLANNING - DESIGN & PROGRAMMED						
610101	INTERSECTION IMPROVEMENTS - CONTRACT 5	INTERSECTION IMPROVEMENT	NW 2 AVE & NW 115 ST	\$ 27,670	BID 3-96	
610101	INTERSECTION IMPROVEMENTS - CONTRACT 5	INTERSECTION IMPROVEMENT	NW 7 AVE & NW 111 ST	\$ 27,670	BID 3-96	
610101	INTERSECTION IMPROVEMENTS - CONTRACT 5	INTERSECTION IMPROVEMENT	NW 82 AVE & MIAMI GARDENS DR	\$ 27,670	BID 3-96	
610024	GRIFFIN BLVD:NE159ST TO NE167ST	2 TO 4 LANES	GRIFFIN BLVD:NE159ST TO NE167ST	\$ 82,300	DESIGN UNDERWAY	
610135	TWP 51 RGE 41 RESURFACING PLANS	ROAD RESURFACING	TWP 51 RGE 41 RESURFACING PLANS	\$ 209,820	DESIGN UNDERWAY	
610135	RESURFACING - CONTRACT 40	ROAD RESURFACING	25-52-41	\$ 112,438	CONST. FY 95-96	
610112	A.D.A. IMPROVEMENTS - BUS ROUTES PACKAGE 1	A.D.A. CURB CUTS/REPAIRS	3 SITES IN DISTRICT 2	\$ 27,820	BID 1-96	
610041	A.D.A. IMPROVEMENTS - PACKAGE "B"	A.D.A. CURB CUTS/REPAIRS	106 SITES IN DISTRICT 2	\$ 118,400	BID 1-96	
610108	A.D.A. IMPROVEMENTS TO DADE COUNTY FACILITIES	A.D.A. CURB CUTS/REPAIRS	17 SITES IN DISTRICT 2	\$ 41,040	BID 2-96	
				TOTAL	\$ 674,828	
				GRAND TOTAL	\$1,377,547	

**COMMISSION DISTRICT 3
LOCAL OPTION GAS TAX EXPENDITURES**

PROJECT #	PROJECT TITLE/DESCRIPTION	IMPROVEMENT	NAME/LOCATION	AMOUNT	SCHEDULE	REMARKS
COMPLETED						
610020	A.D.A. OPEN CONCRETE & MISC. - CONTRACT 1 - HOT LINE LIST 1	A.D.A. CURB CUTS/REPAIRS	2140 N MIAMI AVE	\$ 17,560	COMPLETED	
610020	A.D.A. OPEN CONCRETE & MISC. - CONTRACT 1 - HOT LINE LIST 1	A.D.A. CURB CUTS/REPAIRS	NW 20 ST FROM NW 7 AVE TO NW 14 AVE	\$ 17,560	COMPLETED	
				TOTAL	\$ 35,120	
CONSTRUCTION UNDERWAY						
610035	A.D.A. IMPROVEMENTS - PACKAGE "A"	A.D.A. CURB CUTS/REPAIRS	NW 22 AVE & NW 19 ST	\$ 1,090	CONST. 9-95	
610099	SCHOOL ZONE FLASHING SIGNALS GROUP 57	SCHOOL ZONE SIGNALS	ALLAPATTAH ELEMENTARY	\$ 52,000	CONST. UNDERWAY	
610099	SCHOOL ZONE FLASHING SIGNALS GROUP 57	SCHOOL ZONE SIGNALS	ALLAPATTAH MIDDLE	\$ 52,000	CONST. UNDERWAY	
610099	SCHOOL ZONE FLASHING SIGNALS GROUP 57	SCHOOL ZONE SIGNALS	EARLINGTON HEIGHTS ELEMENTARY	\$ 52,000	CONST. UNDERWAY	
610099	SCHOOL ZONE FLASHING SIGNALS GROUP 57	SCHOOL ZONE SIGNALS	ORCHARD VILLA ELEMENTARY	\$ 52,000	CONST. UNDERWAY	
610099	SCHOOL ZONE FLASHING SIGNALS GROUP 57	SCHOOL ZONE SIGNALS	PHARR ELEMENTARY	\$ 52,000	CONST. UNDERWAY	
610036	A.D.A. INTERSECTION UPGRADES - CONTRACT 1	A.D.A. INTERSECTION IMPROVEMENT	NW 17 AVE & NW 20 ST	\$ 33,000	CONST. 1-96	
610036	A.D.A. INTERSECTION UPGRADES - CONTRACT 1	A.D.A. INTERSECTION IMPROVEMENT	NW 17 AVE & NW 40 ST	\$ 33,000	CONST. 1-96	
610036	A.D.A. INTERSECTION UPGRADES - CONTRACT 1	A.D.A. INTERSECTION IMPROVEMENT	NW 17 AVE & NW 54 ST	\$ 33,000	CONST. 1-96	
610036	A.D.A. INTERSECTION UPGRADES - CONTRACT 1	A.D.A. INTERSECTION IMPROVEMENT	NW 2 AVE & NW 29 ST	\$ 33,000	CONST. 1-96	
610036	A.D.A. INTERSECTION UPGRADES - CONTRACT 1	A.D.A. INTERSECTION IMPROVEMENT	NW 22 AVE & NW 36 ST	\$ 33,000	CONST. 1-96	
610036	A.D.A. INTERSECTION UPGRADES - CONTRACT 1	A.D.A. INTERSECTION IMPROVEMENT	NW 22 AVE BET NW 26 ST & NW 27 ST	\$ 33,000	CONST. 1-96	
610036	A.D.A. INTERSECTION UPGRADES - CONTRACT 1	A.D.A. INTERSECTION IMPROVEMENT	NW 22 AVE BET NW 30 ST & NW 31 ST	\$ 33,000	CONST. 1-96	
610106	A.D.A. INTERSECTION UPGRADES - CONTRACT 2	A.D.A. INTERSECTION IMPROVEMENT	N.W. 46 ST & N.W. 17 AVE	\$ 45,800	CONST. 1-96	
610099	SCHOOL ZONE FLASHING SIGNALS GROUP 57	SCHOOL ZONE SIGNALS	L'OUVERTURE ELEMENTARY	\$ 52,000	CONST. UNDERWAY	
				TOTAL	\$ 589,890	
610135	SCHOOL ZONE FLASHING SIGNALS GROUP 61	SCHOOL ZONE SIGNALS	EDISON PARK ELEMENTARY	\$ 52,000	CONST. FY 96-97	
	SCHOOL ZONE FLASHING SIGNALS GROUP 61	SCHOOL ZONE SIGNALS	SANTA CLARA ELEMENTARY	\$ 52,000	CONST. FY 96-97	
	SCHOOL ZONE FLASHING SIGNALS GROUP 61	SCHOOL ZONE SIGNALS	ST MARY'S CATHEDRAL SCHOOL	\$ 52,000	CONST. FY 96-97	
610112	A.D.A. IMPROVEMENTS - BUS ROUTES PACKAGE 1	A.D.A. CURB CUTS/REPAIRS	NW 165 ST & NW 25 AVE	\$ 9,270	BID 1-96	
610041	A.D.A. IMPROVEMENTS - PACKAGE "B"	A.D.A. CURB CUTS/REPAIRS	36 SITES IN DISTRICT 3	\$ 40,210	BID 1-96	
610108	A.D.A. IMPROVEMENTS TO DADE COUNTY FACILITIES	A.D.A. CURB CUTS/REPAIRS	83 SITES IN DISTRICT 3	\$ 200,360	BID 2-96	
				TOTAL	\$ 405,840	
				GRAND TOTAL	\$ 1,030,850	

**COMMISSION DISTRICT 4
LOCAL OPTION GAS TAX EXPENDITURES**

PROJECT #	PROJECT TITLE/DESCRIPTION	IMPROVEMENT	NAME/LOCATION	AMOUNT	SCHEDULE	REMARKS
<u>CONSTRUCTION UNDERWAY</u>						
610119	A.D.A. OPEN CONCRETE & MISC. - CONTRACT 1 - HOT LINE LIST 3	A.D.A. CURB CUTS/REPAIRS	4 SITES IN DISTRICT 4	\$ 52,500	UNDER CONSTRUCTION	
610035	A.D.A. IMPROVEMENTS - PACKAGE "A"	A.D.A. CURB CUTS/REPAIRS	NE 28 AVE & NE 191 ST	\$ 1,090	CONST. 9-95	
610099	SCHOOL ZONE FLASHING SIGNALS GROUP 57	SCHOOL ZONE SIGNALS	BISCAYNE ELEMENTARY	\$ 52,000	CONST. UNDERWAY	
610099	SCHOOL ZONE FLASHING SIGNALS GROUP 57	SCHOOL ZONE SIGNALS	KENNEDY MIDDLE	\$ 52,000	CONST. UNDERWAY	
610099	SCHOOL ZONE FLASHING SIGNALS GROUP 57	SCHOOL ZONE SIGNALS	LEHRMAN DAY SCHOOL	\$ 52,000	CONST. UNDERWAY	
610099	SCHOOL ZONE FLASHING SIGNALS GROUP 57	SCHOOL ZONE SIGNALS	NORTH MIAMI BEACH SR HIGH	\$ 52,000	CONST. UNDERWAY	
610099	SCHOOL ZONE FLASHING SIGNALS GROUP 57	SCHOOL ZONE SIGNALS	TORASEMES ACADEMY	\$ 52,000	CONST. UNDERWAY	
610106	A.D.A. INTERSECTION UPGRADES - CONTRACT 2	A.D.A. INTERSECTION IMPROVEMENT	TATUM WATERWAY DR BET 79 ST & 80 ST	\$ 45,800	CONST. 1-96	
				TOTAL	\$ 359,390	
<u>PLANNING - DESIGN & PROGRAMMED</u>						
	SCHOOL ZONE FLASHING SIGNALS GROUP 61	SCHOOL ZONE SIGNALS	MIAMI COUNTRY DAY SCHOOL	\$ 52,000	CONST. FY 96-97	
	SCHOOL ZONE FLASHING SIGNALS GROUP 61	SCHOOL ZONE SIGNALS	MIAMI SHORES ELEMENTARY	\$ 52,000	CONST. FY 96-97	
	SCHOOL ZONE FLASHING SIGNALS GROUP 61	SCHOOL ZONE SIGNALS	ST ROSE OF LIMA	\$ 52,000	CONST. FY 96-97	
610112	A.D.A. IMPROVEMENTS - BUS ROUTES PACKAGE 1	A.D.A. CURB CUTS/REPAIRS	6 SITES IN DISTRICT 4	\$ 55,640	BID 1-96	
610041	A.D.A. IMPROVEMENTS - PACKAGE "B"	A.D.A. CURB CUTS/REPAIRS	56 SITES IN DISTRICT 4	\$ 62,550	BID 1-96	
610108	A.D.A. IMPROVEMENTS TO DADE COUNTY FACILITIES	A.D.A. CURB CUTS/REPAIRS	15 SITES IN DISTRICT 4	\$ 36,210	BID 2-96	
				TOTAL	\$ 310,400	
				GRAND TOTAL	\$ 669,790	

COMMISSION DISTRICT 5
LOCAL OPTION GAS TAX EXPENDITURES

PROJECT #	PROJECT TITLE/DESCRIPTION	IMPROVEMENT	NAME/LOCATION	AMOUNT	SCHEDULE	REMARKS
<u>COMPLETED</u>						
	SCHOOL ZONE FLASHING SIGNALS GROUP 57	SCHOOL ZONE SIGNALS	ST PETER & PAUL SCHOOL	\$ 52,000	COMPLETED	OPEN CONTRACT
<u>CONSTRUCTION UNDERWAY</u>						
610035	A.D.A. IMPROVEMENTS - PACKAGE "A"	A.D.A. CURB CUTS/REPAIRS	16 SITES IN DISTRICT 5	\$ 17,470	CONST. 9-95	
610099	SCHOOL ZONE FLASHING SIGNALS GROUP 57	SCHOOL ZONE SIGNALS	HEBREW ACADEMY	\$ 52,000	CONST. UNDERWAY	
610099	SCHOOL ZONE FLASHING SIGNALS GROUP 57	SCHOOL ZONE SIGNALS	LUBAVITCH ED CENTER	\$ 52,000	CONST. UNDERWAY	
610099	SCHOOL ZONE FLASHING SIGNALS GROUP 57	SCHOOL ZONE SIGNALS	MIAMI BEACH SR HIGH	\$ 52,000	CONST. UNDERWAY	
610099	SCHOOL ZONE FLASHING SIGNALS GROUP 57	SCHOOL ZONE SIGNALS	SOUTH BEACH ALT	\$ 52,000	CONST. UNDERWAY	
610099	SCHOOL ZONE FLASHING SIGNALS GROUP 57	SCHOOL ZONE SIGNALS	SOUTH POINTE ELEMENTARY	\$ 52,000	CONST. UNDERWAY	
610099	SCHOOL ZONE FLASHING SIGNALS GROUP 57	SCHOOL ZONE SIGNALS	YESHIVA ELEMENTARY	\$ 52,000	CONST. UNDERWAY	
610106	A.D.A. INTERSECTION UPGRADES - CONTRACT 2	A.D.A. INTERSECTION IMPROVEMENT	CORAL WAY & SW 17 AVE	\$ 45,800	CONST. 1-96	
610106	A.D.A. INTERSECTION UPGRADES - CONTRACT 2	A.D.A. INTERSECTION IMPROVEMENT	JAMES AVE & 17 ST	\$ 45,800	CONST. 1-96	
610106	A.D.A. INTERSECTION UPGRADES - CONTRACT 2	A.D.A. INTERSECTION IMPROVEMENT	SW 7 ST & SW 4 AVE	\$ 45,800	CONST. 1-96	
610111	A.D.A. IMPROVEMENTS - PACKAGE "C"	A.D.A. CURB CUTS/REPAIRS	3 SITES IN DISTRICT 5	\$ 4,920	BID 11-95	
TOTAL				\$ 471,790		
<u>PLANNING - DESIGN & PROGRAMMED</u>						
610116	TRAFFIC SIGNAL IMPROVEMENTS - GROUP 58	TRAFFIC CONTROL DEVICES	CORAL WAY & SW 15 RD	\$ 90,000	DESIGN UNDERWAY	
610116	TRAFFIC SIGNAL IMPROVEMENTS - GROUP 58	TRAFFIC CONTROL DEVICES	MICHIGAN AVE & 17 ST	\$ 90,000	DESIGN UNDERWAY	
610140	FLAGLER ST	CONVERT FROM ONE-WAY TO TWO-WAY	BISCAYNE BLVD TO NW 2 AVE	\$ 460,000	DESIGN UNDERWAY	
610041	A.D.A. IMPROVEMENTS - PACKAGE "B"	A.D.A. CURB CUTS/REPAIRS	7 SITES IN DISTRICT 5	\$ 7,820	BID 1-96	
610135	A.D.A. IMPROVEMENTS TO DADE COUNTY FACILITIES	A.D.A. CURB CUTS/REPAIRS	39 SITES IN DISTRICT 5	\$ 94,150	BID 2-96	
TOTAL				\$ 741,970		
GRAND TOTAL				\$ 1,265,760		

**COMMISSION DISTRICT 6
LOCAL OPTION GAS TAX EXPENDITURES**

PROJECT #	PROJECT TITLE/DESCRIPTION	IMPROVEMENT	NAME/LOCATION	AMOUNT	SCHEDULE	REMARKS
COMPLETED						
610110	A.D.A. OPEN CONCRETE & MISC. - CONTRACT 1 - HOT LINE LIST 2	A.D.A. CURB CUTS/REPAIRS	SW 50 ST & SW 64 AVE	\$ 1,440	COMPLETED	
CONSTRUCTION UNDERWAY						
610119	A.D.A. OPEN CONCRETE & MISC. - CONTRACT 1 - HOT LINE LIST 3	A.D.A. CURB CUTS/REPAIRS	SW 60 PL FROM SW 42 ST TO SW 44 TERR	\$ 13,130	UNDER CONSTRUCTION	
610035	A.D.A. IMPROVEMENTS - PACKAGE "A"	A.D.A. CURB CUTS/REPAIRS	2 SITES IN DISTRICT 6	\$ 2,180	CONST. 9-95	
610099	SCHOOL ZONE FLASHING SIGNALS GROUP 57	SCHOOL ZONE SIGNALS	FAITH LUTHERAN SCHOOL	\$ 52,000	CONST. UNDERWAY	
610099	SCHOOL ZONE FLASHING SIGNALS GROUP 57	SCHOOL ZONE SIGNALS	LEE, JRE OPP SCHOOL	\$ 52,000	CONST. UNDERWAY	
610099	SCHOOL ZONE FLASHING SIGNALS GROUP 57	SCHOOL ZONE SIGNALS	SOUTH HIALEAH ELEMENTARY	\$ 52,000	CONST. UNDERWAY	
610106	A.D.A. INTERSECTION UPGRADES - CONTRACT 2	A.D.A. INTERSECTION IMPROVEMENT	CORAL WAY & RED RD	\$ 45,800	CONST. 1-96	
610106	A.D.A. INTERSECTION UPGRADES - CONTRACT 2	A.D.A. INTERSECTION IMPROVEMENT	CORAL WAY & SW 62 AVE	\$ 45,800	CONST. 1-96	
610106	A.D.A. INTERSECTION UPGRADES - CONTRACT 2	A.D.A. INTERSECTION IMPROVEMENT	NW 7 ST & NW 47 AVE	\$ 45,800	CONST. 1-96	
610044	SCHOOL ZONE FLASHING SIGNALS GROUP 59	SCHOOL ZONE SIGNALS	LUDLAM ELEMENTARY	\$ 52,000	BID 5-96	
610044	SCHOOL ZONE FLASHING SIGNALS GROUP 59	SCHOOL ZONE SIGNALS	ST PHILLIP'S EPISCOPAL SCHOOL	\$ 52,000	CONST. UNDERWAY	
				TOTAL	\$ 412,710	
PLANNING - DESIGN & PROGRAMMED						
610112	A.D.A. IMPROVEMENTS - BUS ROUTES PACKAGE 1	A.D.A. CURB CUTS/REPAIRS	2 SITES IN DISTRICT 6	\$ 18,550	BID 1-96	
610041	A.D.A. IMPROVEMENTS - PACKAGE "B"	A.D.A. CURB CUTS/REPAIRS	26 SITES IN DISTRICT 6	\$ 29,040	BID 1-96	
610132	A.D.A. IMPROVEMENTS - PACKAGE "D"	A.D.A. CURB CUTS/REPAIRS	53 SITES IN DISTRICT 6	\$ 73,940	BID 2-96	
610108	A.D.A. IMPROVEMENTS TO DADE COUNTY FACILITIES	A.D.A. CURB CUTS/REPAIRS	23 SITES IN DISTRICT 6	\$ 55,520	BID 2-96	
610116	TRAFFIC SIGNAL IMPROVEMENTS - GROUP 58	TRAFFIC CONTROL DEVICES	PALM AVE & W 23 ST	\$ 90,000	DESIGN UNDERWAY	
610135	SCHOOL ZONE FLASHING SIGNALS GROUP 61	SCHOOL ZONE SIGNALS	ACADEMY FOR COMMUNITY ED	\$ 52,000	CONST. FY 96-97	
	SCHOOL ZONE FLASHING SIGNALS GROUP 61	SCHOOL ZONE SIGNALS	CORAL GABLES ELEMENTARY	\$ 52,000	CONST. FY 96-97	
	SCHOOL ZONE FLASHING SIGNALS GROUP 61	SCHOOL ZONE SIGNALS	MERRICK ED CTR	\$ 52,000	CONST. FY 96-97	
	SCHOOL ZONE FLASHING SIGNALS GROUP 61	SCHOOL ZONE SIGNALS	MIAMI SPRINGS MIDDLE	\$ 52,000	CONST. FY 96-97	
	SCHOOL ZONE FLASHING SIGNALS GROUP 61	SCHOOL ZONE SIGNALS	SPRINGVIEW ELEMENTARY	\$ 52,000	CONST. FY 96-97	
610022	SW 80 ST *	2 TO 5 LANES	SW 72 AVE TO U.S. 1	\$ 495,000	CONST. FY 98-99	
				TOTAL	\$1,022,050	
				GRAND TOTAL	\$1,436,200	

* PROJECT TOTAL \$990,000. ALSO SEE DISTRICTS 7 & 10

**COMMISSION DISTRICT 7
LOCAL OPTION GAS TAX EXPENDITURES**

PROJECT #	PROJECT TITLE/DESCRIPTION	IMPROVEMENT	NAME/LOCATION	AMOUNT	SCHEDULE	REMARKS
COMPLETED						
610020	A.D.A. OPEN CONCRETE & MISC. - CONTRACT 1 - HOT LINE LIST 1	A.D.A. CURB CUTS/REPAIRS	7873 SW 102 LANE	\$ 17,560	COMPLETED	
610110	A.D.A. OPEN CONCRETE & MISC. - CONTRACT 1 - HOT LINE LIST 2	A.D.A. CURB CUTS/REPAIRS	8 SITES IN DISTRICT 7	\$ 11,550	COMPLETED	
				TOTAL	\$ 29,110	
CONSTRUCTION UNDERWAY						
610035	A.D.A. IMPROVEMENTS - PACKAGE "A"	A.D.A. CURB CUTS/REPAIRS	7 SITES IN DISTRICT 7	\$ 7,640	CONST. 9-95	
610047	RESURFACING - CONTRACT 38	ROAD RESURFACING	01-55-40	\$ 395,482	CONST. 10-95	
610047	RESURFACING - CONTRACT 38	ROAD RESURFACING	31-54-41	\$ 367,994	CONST. 10-95	
610106	A.D.A. INTERSECTION UPGRADES - CONTRACT 2	A.D.A. INTERSECTION IMPROVEMENT	NW 43 AVE & NW 7 ST	\$ 45,800	CONST. 1-96	
610106	A.D.A. INTERSECTION UPGRADES - CONTRACT 2	A.D.A. INTERSECTION IMPROVEMENT	SW 7 ST & BEACOM BLVD	\$ 45,800	CONST. 1-96	
610100	INTERSECTION IMPROVEMENTS - CONTRACT 3	INTERSECTION IMPROVEMENT	SW 67 AVE & SW 120 ST	\$ 19,440	REBID 12-95	
				TOTAL	\$ 882,156	
PLANNING - DESIGN & PROGRAMMED						
610112	A.D.A. IMPROVEMENTS - BUS ROUTES PACKAGE 1	A.D.A. CURB CUTS/REPAIRS	3 SITES IN DISTRICT 7	\$ 27,820	BID 1-96	
610041	A.D.A. IMPROVEMENTS - PACKAGE "B"	A.D.A. CURB CUTS/REPAIRS	53 SITES IN DISTRICT 7	\$ 59,200	BID 1-96	
610111	A.D.A. IMPROVEMENTS - PACKAGE "C"	A.D.A. CURB CUTS/REPAIRS	16 SITES IN DISTRICT 7	\$ 26,240	BID 11-95	
610132	A.D.A. IMPROVEMENTS - PACKAGE "D"	A.D.A. CURB CUTS/REPAIRS	37 SITES IN DISTRICT 7	\$ 51,620	BID 2-96	
610108	A.D.A. IMPROVEMENTS TO DADE COUNTY FACILITIES	A.D.A. CURB CUTS/REPAIRS	14 SITES IN DISTRICT 7	\$ 33,800	BID 2-96	
610101	INTERSECTION IMPROVEMENTS - CONTRACT 5	INTERSECTION IMPROVEMENT	LE JEUNE RD & HARDEE RD	\$ 27,670	BID 3-96	
610101	INTERSECTION IMPROVEMENTS - CONTRACT 5	INTERSECTION IMPROVEMENT	SW 57 AVE & SW 111 ST	\$ 27,670	BID 3-96	
610044	SCHOOL ZONE FLASHING SIGNALS GROUP 59	SCHOOL ZONE SIGNALS	AUBURNDALE ELEMENTARY	\$ 52,000	BID 5-96	
610135	SCHOOL ZONE FLASHING SIGNALS GROUP 59	SCHOOL ZONE SIGNALS	CARROLLTON SCHOOL	\$ 52,000	BID 5-96	
610044	SCHOOL ZONE FLASHING SIGNALS GROUP 59	SCHOOL ZONE SIGNALS	CHAMPAGNAT SCHOOL OF MIAMI	\$ 52,000	BID 5-96	
610044	SCHOOL ZONE FLASHING SIGNALS GROUP 59	SCHOOL ZONE SIGNALS	EPIPHANY SCHOOL	\$ 52,000	BID 5-96	
610044	SCHOOL ZONE FLASHING SIGNALS GROUP 59	SCHOOL ZONE SIGNALS	LA PROGRESIVA	\$ 52,000	BID 5-96	
610044	SCHOOL ZONE FLASHING SIGNALS GROUP 59	SCHOOL ZONE SIGNALS	OUR LADY OF LOURDES ACADEMY	\$ 52,000	BID 5-96	
610044	SCHOOL ZONE FLASHING SIGNALS GROUP 59	SCHOOL ZONE SIGNALS	RANSOM-EVERGLADES SCHOOL (MAIN HWY)	\$ 52,000	BID 5-96	
610044	SCHOOL ZONE FLASHING SIGNALS GROUP 59	SCHOOL ZONE SIGNALS	ST STEPHEN'S EPISCOPAL SCHOOL	\$ 52,000	BID 5-96	
610044	SCHOOL ZONE FLASHING SIGNALS GROUP 59	SCHOOL ZONE SIGNALS	ST THOMAS EPISCOPAL SCHOOL	\$ 52,000	BID 5-96	
610044	SCHOOL ZONE FLASHING SIGNALS GROUP 59	SCHOOL ZONE SIGNALS	VANGUARD SCHOOL	\$ 52,000	BID 5-96	
610116	TRAFFIC SIGNAL IMPROVEMENTS - GROUP 58	TRAFFIC CONTROL DEVICES	NW 34 AVE & NW 7 ST	\$ 90,000	DESIGN UNDERWAY	
610116	TRAFFIC SIGNAL IMPROVEMENTS - GROUP 58	TRAFFIC CONTROL DEVICES	SW 22 AVE & TIGERTAIL AVE	\$ 90,000	DESIGN UNDERWAY	
610116	TRAFFIC SIGNAL IMPROVEMENTS - GROUP 58	TRAFFIC CONTROL DEVICES	SW 32 AVE & SW 28 ST	\$ 90,000	DESIGN UNDERWAY	
	SCHOOL ZONE FLASHING SIGNALS GROUP 61	SCHOOL ZONE SIGNALS	RANSOM-EVERGLADES SCHOOL (BASHR)	\$ 52,000	CONST. FY 96-97	
	SCHOOL ZONE FLASHING SIGNALS GROUP 61	SCHOOL ZONE SIGNALS	SUNSET ELEMENTARY	\$ 52,000	CONST. FY 96-97	
610136	RESURFACING - CONTRACT 41	ROAD RESURFACING	11-55-40	\$ 538,256	CONST. FY 95-96	
610022	SW 80 ST *	2 TO 5 LANES	SW 72 AVE TO U.S. 1	\$ 248,000	CONST. FY 98-99	
				TOTAL	\$1,934,276	
				GRAND TOTAL	\$2,845,542	

* PROJECT TOTAL \$990,000. ALSO SEE DISTRICTS 6 & 10

COMMISSION DISTRICT 8
LOCAL OPTION GAS TAX EXPENDITURES

PROJECT #	PROJECT TITLE/DESCRIPTION	IMPROVEMENT	NAME/LOCATION	AMOUNT	SCHEDULE	REMARKS
CONSTRUCTION UNDERWAY						
610035	A.D.A. IMPROVEMENTS - PACKAGE "A"	A.D.A. CURB CUTS/REPAIRS	40 SITES IN DISTRICT 8	\$ 43,680	CONST. 9-95	
610100	INTERSECTION IMPROVEMENTS - CONTRACT 3	INTERSECTION IMPROVEMENT	KILLIAN PKWY & KENDALE S BLVD (SW 104 ST)	\$ 19,400	REBID 12-95	
610100	INTERSECTION IMPROVEMENTS - CONTRACT 3	INTERSECTION IMPROVEMENT	OLD CUTLER ROAD & SW 144 ST	\$ 19,400	REBID 12-95	
610100	INTERSECTION IMPROVEMENTS - CONTRACT 3	INTERSECTION IMPROVEMENT	SW 67 AVE & SW 124 ST	\$ 19,400	REBID 12-95	
610100	INTERSECTION IMPROVEMENTS - CONTRACT 3	INTERSECTION IMPROVEMENT	SW 67 AVE & SW 144 ST	\$ 19,400	REBID 12-95	
610100	INTERSECTION IMPROVEMENTS - CONTRACT 3	INTERSECTION IMPROVEMENT	SW 77 AVE & SW 112 ST	\$ 19,400	REBID 12-95	
610100	INTERSECTION IMPROVEMENTS - CONTRACT 3	INTERSECTION IMPROVEMENT	SW 77 AVE & SW 128 ST	\$ 19,400	REBID 12-95	
610100	INTERSECTION IMPROVEMENTS - CONTRACT 3	INTERSECTION IMPROVEMENT	SW 77 AVE & SW 144 ST	\$ 19,400	REBID 12-95	
610100	INTERSECTION IMPROVEMENTS - CONTRACT 3	INTERSECTION IMPROVEMENT	SW 82 AVE & SW 104 ST	\$ 19,400	REBID 12-95	
610100	INTERSECTION IMPROVEMENTS - CONTRACT 3	INTERSECTION IMPROVEMENT	SW 82 AVE & SW 124 ST	\$ 19,400	REBID 12-95	
610100	INTERSECTION IMPROVEMENTS - CONTRACT 3	INTERSECTION IMPROVEMENT	SW 82 AVE & SW 128 ST	\$ 19,400	REBID 12-95	
610100	INTERSECTION IMPROVEMENTS - CONTRACT 3	INTERSECTION IMPROVEMENT	SW 82 AVE & SW 132 ST	\$ 19,400	REBID 12-95	
610100	INTERSECTION IMPROVEMENTS - CONTRACT 3	INTERSECTION IMPROVEMENT	SW 97 AVE & SW 104 ST	\$ 19,400	REBID 12-95	
610100	INTERSECTION IMPROVEMENTS - CONTRACT 3	INTERSECTION IMPROVEMENT	SW 97 AVE & SW 94 ST	\$ 19,400	REBID 12-95	
W.O	WORK ORDER UNDER OPEN CONTRACT - ISSUED 5-4-95	RESURFACING & WIDENING	SW 86 AVE 196-198 ST, SW 198 ST 86-87 AVE	\$ 10,000	MEMO:5-4-95	
				TOTAL	\$ 305,880	
PLANNING - DESIGN & PROGRAMMED						
610112	A.D.A. IMPROVEMENTS - BUS ROUTES PACKAGE 1	A.D.A. CURB CUTS/REPAIRS	NW 22 AVE & NW 73 ST	\$ 9,270	BID 1-96	
610111	A.D.A. IMPROVEMENTS - PACKAGE "C"	A.D.A. CURB CUTS/REPAIRS	25 SITES IN DISTRICT 8	\$ 41,000	BID 11-95	
610132	A.D.A. IMPROVEMENTS - PACKAGE "D"	A.D.A. CURB CUTS/REPAIRS	116 SITES IN DISTRICT 8	\$ 161,820	BID 2-96	
610135	A.D.A. IMPROVEMENTS TO DADE COUNTY FACILITIES	A.D.A. CURB CUTS/REPAIRS	18 SITES IN DISTRICT 8	\$ 43,450	BID 2-96	
610101	INTERSECTION IMPROVEMENTS - CONTRACT 5	INTERSECTION IMPROVEMENT	OLD CUTLER RD & SW 152 ST	\$ 27,670	BID 3-96	
610101	INTERSECTION IMPROVEMENTS - CONTRACT 5	INTERSECTION IMPROVEMENT	SW 67 AVE & OLD CUTLER RD	\$ 27,670	BID 3-96	
610101	INTERSECTION IMPROVEMENTS - CONTRACT 5	INTERSECTION IMPROVEMENT	SW 82 AVE & SW 152 ST	\$ 27,670	BID 3-96	
610101	INTERSECTION IMPROVEMENTS - CONTRACT 5	INTERSECTION IMPROVEMENT	US 1 & SW 120 ST	\$ 27,670	BID 3-96	
610101	INTERSECTION IMPROVEMENTS - CONTRACT 5	INTERSECTION IMPROVEMENT	US 1 & SW 160 ST	\$ 27,670	BID 3-96	
610044	SCHOOL ZONE FLASHING SIGNALS GROUP 59	SCHOOL ZONE SIGNALS	CUTLER RIDGE MIDDLE	\$ 52,000	BID 5-96	
610044	SCHOOL ZONE FLASHING SIGNALS GROUP 59	SCHOOL ZONE SIGNALS	KENWOOD ELEMENTARY	\$ 52,000	BID 5-96	
610044	SCHOOL ZONE FLASHING SIGNALS GROUP 59	SCHOOL ZONE SIGNALS	MIAMI KILLIAN SR	\$ 52,000	BID 5-96	
610116	TRAFFIC SIGNAL IMPROVEMENTS - GROUP 58	TRAFFIC CONTROL DEVICES	SW 102 AVE & SW 168 ST	\$ 90,000	DESIGN UNDERWAY	
610116	TRAFFIC SIGNAL IMPROVEMENTS - GROUP 58	TRAFFIC CONTROL DEVICES	SW 82 AVE & SW 168 ST	\$ 90,000	DESIGN UNDERWAY	
610137	RESURFACING - CONTRACT 42	ROAD RESURFACING	34-55-40	\$ 655,069	CONST. FY 95-96	
	SCHOOL ZONE FLASHING SIGNALS GROUP 61	SCHOOL ZONE SIGNALS	CENTENNIAL MIDDLE	\$ 52,000	CONST. FY 96-97	
	SCHOOL ZONE FLASHING SIGNALS GROUP 61	SCHOOL ZONE SIGNALS	CUTLER RIDGE CHRISTIAN ACADEMY	\$ 52,000	CONST. FY 96-97	
	SOUTH DADE GREENWAYS NETWORK - EVERGLADES TRAIL*	BIKEWAYS		\$ 158,000	CONST. FY 96-97	
				TOTAL	\$ 1,646,959	
				GRAND TOTAL	\$ 1,952,839	

* PROJECT TOTAL \$630,000. ALSO SEE DISTRICT 9

**COMMISSION DISTRICT 9
LOCAL OPTION GAS TAX EXPENDITURES**

PROJECT #	PROJECT TITLE/DESCRIPTION	IMPROVEMENT	NAME/LOCATION	AMOUNT	SCHEDULE	REMARKS
COMPLETED						
610130	SW 344 ST	ADD 2 LANES & RECONSTRUCT 2 LANES	SW 167 AVE TO SW 172 AVE	\$1,700,000	COMPLETED	
CONSTRUCTION UNDERWAY						
610035	A.D.A. IMPROVEMENTS - PACKAGE "A"	A.D.A. CURB CUTS/REPAIRS	51 SITES IN DISTRICT 9	\$ 55,690	CONST. 9-95	
610047	RESURFACING - CONTRACT 38	ROAD RESURFACING	01-56-38	\$ 44,608	CONST. 10-95	
610047	RESURFACING - CONTRACT 38	ROAD RESURFACING	02-56-38	\$ 71,806	CONST. 10-95	
610047	RESURFACING - CONTRACT 38	ROAD RESURFACING	35-57-38	\$ 115,342	CONST. 10-95	
610099	SCHOOL ZONE FLASHING SIGNALS GROUP 57	SCHOOL ZONE SIGNALS	FLOYD ELEMENTARY	\$ 52,000	CONST. UNDERWAY	
662009	SW 117 AVE (PHASE I)	DRAINAGE, RESURFACING, CURBS, PVMNT MARKINGS	QUAIL ROOST DR. TO SW 206 ST.	\$ 250,000	CONST. UNDERWAY	
610100	INTERSECTION IMPROVEMENTS - CONTRACT 3	INTERSECTION IMPROVEMENT	SW 77 AVE & SW 124 ST	\$ 19,440	REBID 12-95	
				TOTAL	\$ 608,886	
PLANNING - DESIGN & PROGRAMMED						
610111	A.D.A. IMPROVEMENTS - PACKAGE "C"	A.D.A. CURB CUTS/REPAIRS	98 SITES IN DISTRICT 9	\$ 160,720	BID 11-95	
610132	A.D.A. IMPROVEMENTS - PACKAGE "D"	A.D.A. CURB CUTS/REPAIRS	34 SITES IN DISTRICT 9	\$ 47,430	BID 2-96	
610108	A.D.A. IMPROVEMENTS TO DADE COUNTY FACILITIES	A.D.A. CURB CUTS/REPAIRS	30 SITES IN DISTRICT 9	\$ 72,420	BID 2-96	
610044	SCHOOL ZONE FLASHING SIGNALS GROUP 59	SCHOOL ZONE SIGNALS	CAMPBELL DRIVE ELEMENTARY	\$ 52,000	BID 5-96	
610044	SCHOOL ZONE FLASHING SIGNALS GROUP 59	SCHOOL ZONE SIGNALS	CAMPBELL DRIVE MIDDLE	\$ 52,000	BID 5-96	
610044	SCHOOL ZONE FLASHING SIGNALS GROUP 59	SCHOOL ZONE SIGNALS	CARIBBEAN ELEMENTARY	\$ 52,000	BID 5-96	
610044	SCHOOL ZONE FLASHING SIGNALS GROUP 59	SCHOOL ZONE SIGNALS	MAYS MIDDLE	\$ 52,000	BID 5-96	
610044	SCHOOL ZONE FLASHING SIGNALS GROUP 59	SCHOOL ZONE SIGNALS	PINE VILLA ELEMENTARY	\$ 52,000	BID 5-96	
610135	TRAFFIC SIGNAL IMPROVEMENTS - GROUP 58	TRAFFIC CONTROL DEVICES	SW 102 AVE & SW 168 ST	\$ 90,000	DESIGN UNDERWAY	
610116	TRAFFIC SIGNAL IMPROVEMENTS - GROUP 58	TRAFFIC CONTROL DEVICES	SW 104 AVE & SW 186 ST	\$ 90,000	DESIGN UNDERWAY	
610137	RESURFACING - CONTRACT 42	ROAD RESURFACING	31-55-40	\$ 520,538	CONST. FY 95-96	
	SCHOOL ZONE FLASHING SIGNALS GROUP 61	SCHOOL ZONE SIGNALS	ARVIDA MIDDLE	\$ 52,000	CONST. FY 96-97	
	SCHOOL ZONE FLASHING SIGNALS GROUP 61	SCHOOL ZONE SIGNALS	FLORIDA CITY ELEMENTARY	\$ 52,000	CONST. FY 96-97	
	SCHOOL ZONE FLASHING SIGNALS GROUP 61	SCHOOL ZONE SIGNALS	LEWIS ELEMENTARY	\$ 52,000	CONST. FY 96-97	
	SCHOOL ZONE FLASHING SIGNALS GROUP 61	SCHOOL ZONE SIGNALS	PINE LAKE ELEMENTARY	\$ 52,000	CONST. FY 96-97	
	SCHOOL ZONE FLASHING SIGNALS GROUP 61	SCHOOL ZONE SIGNALS	ST JOHN NEUMANN SCHOOL	\$ 52,000	CONST. FY 96-97	
662009	SW 117 AVE (PHASE II)	RESURF, PAVING, WIDEN MEDIAN, CURB, DRAINAGE, MARKINGS	SW 206 ST. TO US 1	\$ 400,000	CONST. FY 96-97	
	SW 344 ST	ADD 2 LANES & RECONSTRUCT 2 LANES	SW 132 AVE TO SW 152 AVE	\$3,400,000	CONST. FY 96-97	
	SOUTHDADE GREENWAYS NETWORK-EVERGLADES TRAIL*	BIKEWAYS		\$ 472,000	CONST. FY 96-97	
	SOUTHDADE GREENWAYS NETWORK-CARD SOUND RD	BIKEWAYS		\$ 835,000	CONST. FY 98-99	
				TOTAL	\$6,608,108	
				GRAND TOTAL	\$8,916,994	

* PROJECT TOTAL \$630,000. ALSO SEE DISTRICT 8

**COMMISSION DISTRICT 10
LOCAL OPTION GAS TAX EXPENDITURES**

PROJECT #	PROJECT TITLE/DESCRIPTION	IMPROVEMENT	NAME/LOCATION	AMOUNT	SCHEDULE	REMARKS
COMPLETED						
		SCHOOL ZONE SIGNALS	WINSTON PARK ELEMENTARY	\$ 52,000	COMPLETED	WORK ORDER
CONSTRUCTION UNDERWAY						
610119	A.D.A. OPEN CONCRETE & MISC. - CONTRACT 1 - HOT LINE LIST 3	A.D.A. CURB CUTS/REPAIRS	11090 SW 60 TERR	\$ 13,130	UNDER CONSTRUCTION	
610048	RESURFACING - CONTRACT 39	ROAD RESURFACING	20-54-40	\$ 861,963	UNDER CONST	
610035	A.D.A. IMPROVEMENTS - PACKAGE "A"	A.D.A. CURB CUTS/REPAIRS	9 SITES IN DISTRICT 10	\$ 9,830	CONST. 9-95	
671503	SW 127 AVE*	2 TO 5 LANES	SW 42 ST TO SW 88 ST	\$3,200,000	UNDER CONST.	
610100	INTERSECTION IMPROVEMENTS - CONTRACT 3	INTERSECTION IMPROVEMENT	SW 117 AVE & SW 84 ST	\$ 19,440	REBID 12 -95	
610100	INTERSECTION IMPROVEMENTS - CONTRACT 3	INTERSECTION IMPROVEMENT	SW 128 CT & SW 72 ST	\$ 19,440	REBID 12 -95	
610100	INTERSECTION IMPROVEMENTS - CONTRACT 3	INTERSECTION IMPROVEMENT	SW 132 AVE & SW 72 ST	\$ 19,440	REBID 12 -95	
610103	SW 72 AVE:SW 24 ST TO SW 21 ST	RESURFACE,CURB & GUTTER,INTERSECTION IMP.	SW 72 AVE:SW 24 ST TO SW 21 ST	\$ 211,000	CONST. 2-96	BY OPEN CONTRACT
				TOTAL	\$4,354,243	
PLANNING - DESIGN & PROGRAMMED						
610112	A.D.A. IMPROVEMENTS - BUS ROUTES PACKAGE 1	A.D.A. CURB CUTS/REPAIRS	11 SITES IN DISTRICT 10	\$ 102,000	BID 1-96	
610111	A.D.A. IMPROVEMENTS - PACKAGE "C"	A.D.A. CURB CUTS/REPAIRS	156 SITES IN DISTRICT 10	\$ 255,840	BID 11-95	
610132	A.D.A. IMPROVEMENTS - PACKAGE "D"	A.D.A. CURB CUTS/REPAIRS	67 SITES IN DISTRICT 10	\$ 93,470	BID 2-96	
610108	A.D.A. IMPROVEMENTS TO DADE COUNTY FACILITIES	A.D.A. CURB CUTS/REPAIRS	17 SITES IN DISTRICT 10	\$ 41,040	BID 2-96	
610021	SW 122 AVE****	2 TO 4 LANES	SW 26 ST TO SW 42 ST	\$ 950,000	CONST. 4-96	
610101	INTERSECTION IMPROVEMENTS - CONTRACT 5	INTERSECTION IMPROVEMENT	SW 102 AVE & SW 40 ST	\$ 27,670	BID 3-96	
610101	INTERSECTION IMPROVEMENTS - CONTRACT 5	INTERSECTION IMPROVEMENT	SW 92 AVE & SW 24 ST	\$ 27,670	BID 3-96	
610135	SCHOOL ZONE FLASHING SIGNALS GROUP 59	SCHOOL ZONE SIGNALS	CYPRESS ELEMENTARY	\$ 52,000	BID 5-96	
610044	SCHOOL ZONE FLASHING SIGNALS GROUP 59	SCHOOL ZONE SIGNALS	EVERGLADES ELEMENTARY	\$ 52,000	BID 5-96	
610044	SCHOOL ZONE FLASHING SIGNALS GROUP 59	SCHOOL ZONE SIGNALS	RIVIERA MIDDLE	\$ 52,000	BID 5-96	
610044	SCHOOL ZONE FLASHING SIGNALS GROUP 59	SCHOOL ZONE SIGNALS	ST TIMOTHY'S SCHOOL	\$ 52,000	BID 5-96	
610044	SCHOOL ZONE FLASHING SIGNALS GROUP 59	SCHOOL ZONE SIGNALS	TROPICAL ELEMENTARY	\$ 52,000	BID 5-96	
610116	TRAFFIC SIGNAL IMPROVEMENTS - GROUP 58	TRAFFIC CONTROL DEVICES	SW 92 AVE & SW 64 ST	\$ 90,000	UNDER DESIGN	
	SCHOOL ZONE FLASHING SIGNALS GROUP 61	SCHOOL ZONE SIGNALS	SUNSET PREPARATORY SCHOOL	\$ 52,000	CONST. FY 96-97	
	SCHOOL ZONE FLASHING SIGNALS GROUP 61	SCHOOL ZONE SIGNALS	WESTWOOD CHRISTIAN SCHOOL	\$ 52,000	CONST. FY 96-97	
610040	SW 97 AVE**	2 TO 5 LANES	SW 8 ST TO SW 40 ST	\$1,600,000	CONST. FY 97-98	
610022	SW 80 ST ***	2 TO 5 LANES	SW 72 AVE TO U.S. 1	\$ 247,000	CONST. FY 98-99	
				TOTAL	\$3,798,690	
				GRAND TOTAL	\$8,204,933	

*PROJECT TOTAL \$4,700,000. ALSO SEE DISTRICT 11

** PROJECT TOTAL \$3,200,000. ALSO SEE DISTRICT 11

***PROJECT TOTAL \$990,000. ALSO SEE DISTRICTS 6 & 7

****PROJECT TOTAL \$1,900,000. ALSO SEE DISTRICT 11

COMMISSION DISTRICT 11
LOCAL OPTION GAS TAX EXPENDITURES

PROJECT #	PROJECT TITLE/DESCRIPTION	IMPROVEMENT	NAME/LOCATION	AMOUNT	SCHEDULE	REMARKS
COMPLETED						
610020	A.D.A. OPEN CONCRETE & MISC. - CONTRACT 1 - HOT LINE LIST 1	A.D.A. CURB CUTS/REPAIRS	13100SW 59 ST	\$ 17,560	COMPLETED	
610020	A.D.A. OPEN CONCRETE & MISC. - CONTRACT 1 - HOT LINE LIST 1	A.D.A. CURB CUTS/REPAIRS	5727 SW 144 PL	\$ 17,560	COMPLETED	
				TOTAL	\$ 35,120	
CONSTRUCTION UNDERWAY						
610035	A.D.A. IMPROVEMENTS - PACKAGE "A"	A.D.A. CURB CUTS/REPAIRS	69 SITES IN DISTRICT 11	\$ 75,350	CONST. 9-95	
671503	SW 127 AVE*	2 TO 5 LANES	SW 42 ST TO SW 88 ST	\$1,500,000	UNDER CONSTRUCTION	
				TOTAL	\$1,575,350	
PLANNING - DESIGN & PROGRAMMED						
610112	A.D.A. IMPROVEMENTS - BUS ROUTES PACKAGE 1	A.D.A. CURB CUTS/REPAIRS	4 SITES IN DISTRICT 11	\$ 37,090	BID 1-96	
610111	A.D.A. IMPROVEMENTS - PACKAGE "C"	A.D.A. CURB CUTS/REPAIRS	74 SITES IN DISTRICT 11	\$ 121,360	BID 11-95	
610108	A.D.A. IMPROVEMENTS TO DADE COUNTY FACILITIES	A.D.A. CURB CUTS/REPAIRS	2 SITES IN DISTRICT 11	\$ 4,830	BID 2-96	
610021	SW 122 AVE**	2 TO 4 LANES	SW 26 ST TO SW 42 ST	\$ 950,000	CONST. 4-96	
610101	INTERSECTION IMPROVEMENTS - CONTRACT 5	INTERSECTION IMPROVEMENT	SW 92 AVE & SW 24 ST	\$ 27,670	BID 3-96	
610116	TRAFFIC SIGNAL IMPROVEMENTS - GROUP 58	TRAFFIC CONTROL DEVICES	SW 122 AVE & SW 20 TERR	\$ 90,000	DESIGN UNDERWAY	
610116	TRAFFIC SIGNAL IMPROVEMENTS - GROUP 58	TRAFFIC CONTROL DEVICES	SW 140 AVE & SW 56 ST	\$ 90,000	DESIGN UNDERWAY	
610116	TRAFFIC SIGNAL IMPROVEMENTS - GROUP 58	TRAFFIC CONTROL DEVICES	SW 147 AVE & SW 112 ST	\$ 90,000	DESIGN UNDERWAY	
	SCHOOL ZONE FLASHING SIGNALS GROUP 61	SCHOOL ZONE SIGNALS	BENT TREE ELEMENTARY	\$ 52,000	CONST. FY 96-97	
	SCHOOL ZONE FLASHING SIGNALS GROUP 61	SCHOOL ZONE SIGNALS	CALUSA ELEMENTARY	\$ 52,000	CONST. FY 96-97	
	SCHOOL ZONE FLASHING SIGNALS GROUP 61	SCHOOL ZONE SIGNALS	ST KEVIN CATHOLIC ELEMENTARY	\$ 52,000	CONST. FY 96-97	
610135	SW 97 AVE***	2 TO 5 LANES	SW 8 ST TO SW 40 ST	\$1,600,000	CONST. FY 97-98	
	W 127 AVE****	2 TO 4 LANES	SW 8 ST TO NW 12 ST	\$1,140,000	CONST. FY 97-98	
				TOTAL	\$4,306,950	
				GRAND TOTAL	\$5,917,420	

*PROJECT TOTAL \$4,700,000. ALSO SEE DISTRICT 10
 **PROJECT TOTAL \$1,900,000. ALSO SEE DISTRICT 10
 *** PROJECT TOTAL \$3,200,000. ALSO SEE DISTRICT 10
 ****PROJECT TOTAL \$2,280,000. ALSO SEE DISTRICT 12

**COMMISSION DISTRICT 12
LOCAL OPTION GAS TAX EXPENDITURES**

PROJECT #	PROJECT TITLE/DESCRIPTION	IMPROVEMENT	NAME/LOCATION	AMOUNT	SCHEDULE	REMARKS
CONSTRUCTION UNDERWAY						
610119	A.D.A. OPEN CONCRETE & MISC. - CONTRACT 1 - HOT LINE LIST 3	A.D.A. CURB CUTS/REPAIRS	2 SITES IN DISTRICT 12	\$ 26,250	UNDER CONSTRUCTION	
610035	A.D.A. IMPROVEMENTS - PACKAGE "A"	A.D.A. CURB CUTS/REPAIRS	4 SITES IN DISTRICT 12	\$ 4,370	CONST. 9-95	
610099	SCHOOL ZONE FLASHING SIGNALS GROUP 57	SCHOOL ZONE SIGNALS	PALM LAKES ELEMENTARY	\$ 52,000	CONST. UNDERWAY	
671401	(1) SW 26 ST - AND -	NEW 4 LANES	SW 137 AVE TO SW 147 AVE	\$ 2,350,000	CONST. 11-95	
671401	(2) SW 147 AVE	NEW 2 LANES	SW 26 ST TO SW 34 ST		CONST. 11-95	
				TOTAL	\$ 2,432,620	
PLANNING - DESIGN & PROGRAMMED						
610112	A.D.A. IMPROVEMENTS - BUS ROUTES PACKAGE 1	A.D.A. CURB CUTS/REPAIRS	2 SITES IN DISTRICT 12	\$ 18,550	BID 1-96	
610132	A.D.A. IMPROVEMENTS - PACKAGE "D"	A.D.A. CURB CUTS/REPAIRS	48 SITES IN DISTRICT 12	\$ 66,960	BID 2-96	
610108	A.D.A. IMPROVEMENTS TO DADE COUNTY FACILITIES	A.D.A. CURB CUTS/REPAIRS	5 SITES IN DISTRICT 12	\$ 12,070	BID 2-96	
610101	INTERSECTION IMPROVEMENTS - CONTRACT 5	INTERSECTION IMPROVEMENT	NW 77 CT & NW 154 ST	\$ 27,670	BID 3-96	
610042	INTERSECTION IMPROVEMENTS - CONTRACT 2	INTERSECTION IMPROVEMENTS	NW 7 ST FROM NW 79-82 AVE	\$ 700,000	BID 9-95	
610044	SCHOOL ZONE FLASHING SIGNALS GROUP 59	SCHOOL ZONE SIGNALS	DARIO MIDDLE	\$ 52,000	BID 5-96	
610044	SCHOOL ZONE FLASHING SIGNALS GROUP 59	SCHOOL ZONE SIGNALS	STIRRUP ELEMENTARY	\$ 52,000	BID 5-96	
610116	TRAFFIC SIGNAL IMPROVEMENTS - GROUP 58	TRAFFIC SIGNAL IMPROVEMENT	NW 82 AVE & NW 21 ST	\$ 90,000	DESIGN UNDERWAY	
610116	TRAFFIC SIGNAL IMPROVEMENTS - GROUP 58	TRAFFIC SIGNAL IMPROVEMENT	NW 82 AVE & NW 33 ST	\$ 90,000	DESIGN UNDERWAY	
	SCHOOL ZONE FLASHING SIGNALS GROUP 61	SCHOOL ZONE SIGNALS	MILAM ELEMENTARY	\$ 52,000	CONST. FY 96-97	
	SCHOOL ZONE FLASHING SIGNALS GROUP 61	SCHOOL ZONE SIGNALS	OUR LADY OF DIVINE PROVIDENCE	\$ 52,000	CONST. FY 96-97	
	SCHOOL ZONE FLASHING SIGNALS GROUP 61	SCHOOL ZONE SIGNALS	UNION ACADEMY	\$ 52,000	CONST. FY 96-97	
610135	W 127 AVE*	2 TO 4 LANES	SW 8 ST TO NW 12 ST	\$ 1,140,000	CONST. FY 97-98	
610040	NW 97 AVE	4 LANE BRIDGE & APPROACHES	BRIDGE OVER 836	\$ 2,000,000	CONST. FY 97-98	
	NW 122 ST	2 TO 5 LANES	NW 87 AVE TO NW 97 AVE	\$ 1,800,000	CONST. FY 98-99	
	NW 72 AVE**	2 TO 5 LANES	NW 122 ST TO NW 138 ST	\$ 1,140,000	CONST. FY 98-99	
	NW 87 AVE	2 TO 4 LANES & BRIDGE OVER I-75	NW 138 ST TO NW 154 ST	\$ 3,285,000	CONST. FY 99-00	
				TOTAL	\$ 10,630,250	
				GRAND TOTAL	\$ 13,062,870	

DESIGN BY DEVELOPER

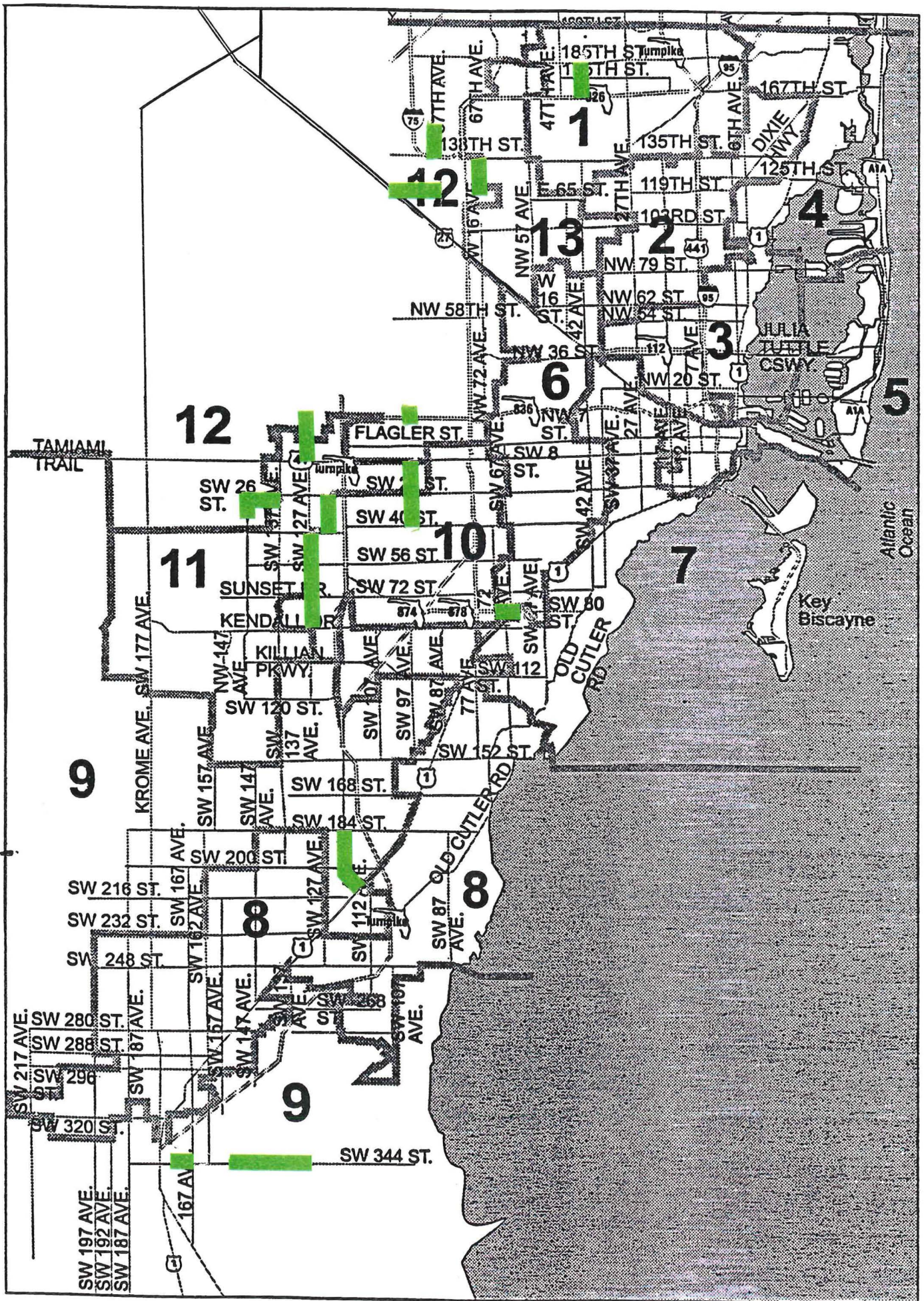
*PROJECT TOTAL \$2,280,000. ALSO SEE DISTRICT 11

**PROJECT TOTAL \$2,280,000. ALSO SEE DISTRICT 13

**COMMISSION DISTRICT 13
LOCAL OPTION GAS TAX EXPENDITURES**


PROJECT #	PROJECT TITLE/DESCRIPTION	IMPROVEMENT	NAME/LOCATION	AMOUNT	SCHEDULE	REMARKS
CONSTRUCTION UNDERWAY						
662311	MIAMI LAKES DR: 826 TO NW 57 AVE		MIAMI LAKES DR: 826 TO NW 57 AV	\$3,441,442	CONST. UNDERWAY	
610048	RESURFACING - CONTRACT 39	ROAD RESURFACING	24-52-40	\$ 311,958	CONST. UNDERWAY	
610035	A.D.A. IMPROVEMENTS - PACKAGE "A"	A.D.A. CURB CUTS/REPAIRS	12 SITES IN DISTRICT 13	\$ 13,100	CONST. 9-95	
610099	SCHOOL ZONE FLASHING SIGNALS GROUP 57	SCHOOL ZONE SIGNALS	DUPUIS ELEMENTARY	\$ 52,000	CONST. UNDERWAY	
610099	SCHOOL ZONE FLASHING SIGNALS GROUP 57	SCHOOL ZONE SIGNALS	JOHNSON ELEMENTARY	\$ 52,000	CONST. UNDERWAY	
610099	SCHOOL ZONE FLASHING SIGNALS GROUP 57	SCHOOL ZONE SIGNALS	MEADOWLANE ELEMENTARY	\$ 52,000	CONST. UNDERWAY	
610099	SCHOOL ZONE FLASHING SIGNALS GROUP 57	SCHOOL ZONE SIGNALS	MIAMI LAKES MIDDLE	\$ 52,000	CONST. UNDERWAY	
610099	SCHOOL ZONE FLASHING SIGNALS GROUP 57	SCHOOL ZONE SIGNALS	PALM SPRINGS MIDDLE	\$ 52,000	CONST. UNDERWAY	
610106	A.D.A. INTERSECTION UPGRADES - CONTRACT 2	A.D.A. INTERSECTION IMPROVEMENT	LE JEUNE RD & E 41 ST	\$ 45,800	CONST. 1-96	
610106	A.D.A. INTERSECTION UPGRADES - CONTRACT 2	A.D.A. INTERSECTION IMPROVEMENT	LE JEUNE RD & E 43 ST	\$ 45,800	CONST. 1-96	
610106	A.D.A. INTERSECTION UPGRADES - CONTRACT 2	A.D.A. INTERSECTION IMPROVEMENT	NW 103 ST & NW 32 AVE	\$ 45,800	CONST. 1-96	
610106	A.D.A. INTERSECTION UPGRADES - CONTRACT 2	A.D.A. INTERSECTION IMPROVEMENT	W 8 AVE & W 23 ST	\$ 45,800	CONST. 1-96	
				TOTAL	\$4,209,700	
PLANNING - DESIGN & PROGRAMMED						
610132	A.D.A. IMPROVEMENTS - PACKAGE "D"	A.D.A. CURB CUTS/REPAIRS	22 SITES IN DISTRICT 13	\$ 30,690	BID 2-96	
610101	INTERSECTION IMPROVEMENTS - CONTRACT 5	INTERSECTION IMPROVEMENT	NW 67 AVE & SR 826	\$ 27,670	BID 3-96	
610044	SCHOOL ZONE FLASHING SIGNALS GROUP 59	SCHOOL ZONE SIGNALS	MIAMI LAKES ELEMENTARY	\$ 52,000	BID 5-96	
610116	TRAFFIC SIGNAL IMPROVEMENTS - GROUP 58	TRAFFIC CONTROL DEVICES	MIAMI LAKEWAY N & FAIRWAY DR	\$ 90,000	DESIGN UNDERWAY	
610116	TRAFFIC SIGNAL IMPROVEMENTS - GROUP 58	TRAFFIC CONTROL DEVICES	W 14 AVE & W 29 ST	\$ 90,000	DESIGN UNDERWAY	
	NW 72 AVE*	2 TO 5 LANES	NW 122 ST TO NW 138 ST	\$1,140,000	CONST. FY 98-99	
610135				TOTAL	\$1,430,360	
				GRAND TOTAL	\$5,640,060	

*PROJECT TOTAL \$2,280,000. ALSO SEE DISTRICT 12





Traffic congestion is a huge problem in Dade County. Most residents realize that attempting to travel on some County roads at any time during the day can be difficult.





The construction of new roads to accommodate Dade County's population growth is crucial. Roads and services must also be provided for new residential neighborhoods.

47





Local option gas tax revenue is not only utilized for adding capacity to roads, but it is also used for other items such as traffic signals and crosswalk improvements. They are crucial to the safety of our children.

48





There are always roads in Dade County in need of resurfacing due to their heavy use.

49



Landscaping Dade's roadways beautifies medians and safety barriers as well as improves neighboring property values.



Bicycle and pedestrian safety are equally as important as that of motorists. As residents and visitors use non-motorized forms of transportation, they improve their health and protect the environment. The gas tax has been used for safety improvements such as bike lanes and improved sidewalk networks.

50





As with public transit, public works departments across the nation are obligated under the Americans with Disabilities Act (ADA) to provide facilities that are accessible to the disabled members of our community. Improvements such as curb cuts now allow the disabled easier access to the sidewalks.

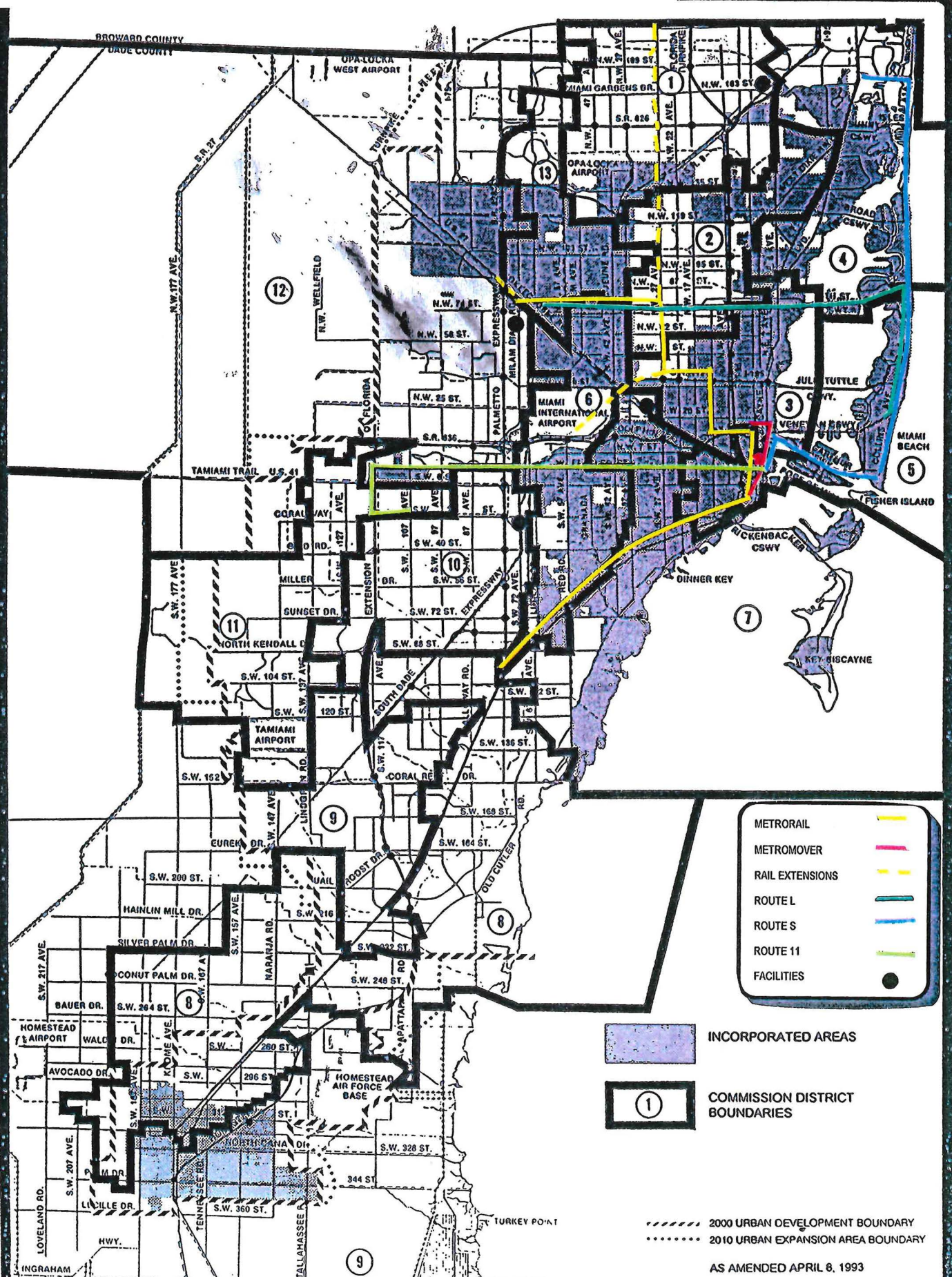


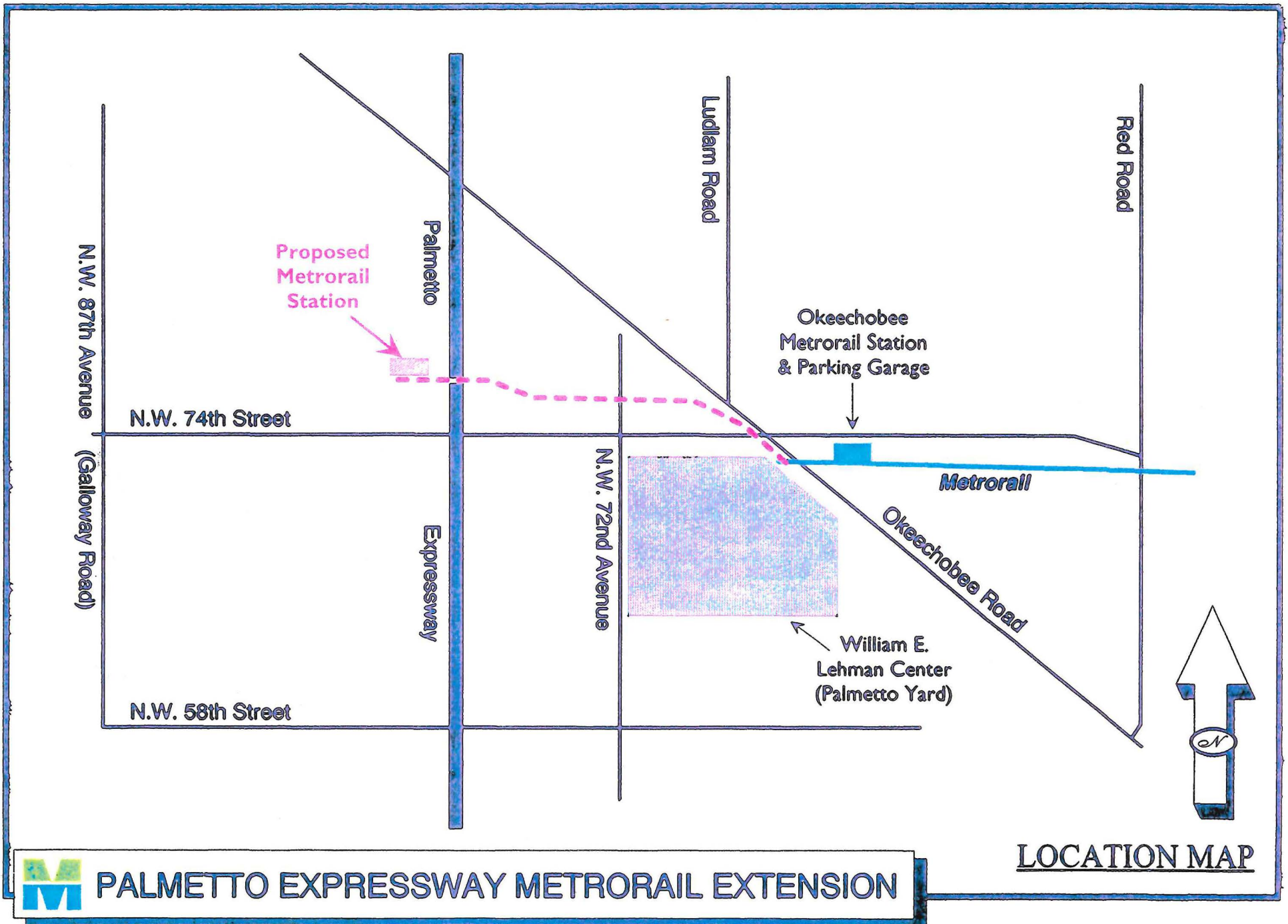
Road improvements are important to business and industry as well. Employers are more likely to locate in areas that are accessible to those who drive, walk, bicycle or ride public transit. Their locations must also be convenient to their customers. Road improvements in commercial areas are vital to Dade County's economy.

**5 CENT LOCAL OPTION GAS TAX FUNDED IMPROVEMENTS
IN - PROGRESS PROJECTS
Metro-Dade Transit Agency**

County ommission District #	Project Location	Municipalities	Project Description	Commencement Date	Completion Date	Total Budget (B) (in '000's)	Total Costs Paid thru 9/30/95 (in '000's)	LOGT Paid FY 95 thru 9/30/95	LOGT Committed	LOGT Allocated FY 96	Total Costs to Be Paid (in '000's)	Total Charged to LOGT (in '000's)
13	Okeechobee Rd to SR 826	Hialeah	Metrorail Extension to Palmetto	FY 95	FY 2001	79,000	173		7,500		78,827	7,500
1, 2, 6	NW 27 Ave from 79 St to Countyline	Miami, Opa Locka	North Corridor: extension of Metrorail from NW 79 Street to County line; south to MIA	FY 94	FY 2004	574,000	1,043	5	34,300		572,957	34,300
2, 3, 4, 5, 6, 7, 11, 12, 13	Routes L, S, & 11	Aventura, Bal Harbour, Coral Gables, Miami, Miami Beach, N. Bay Village, Hialeah, Surfside, Sweetwater	Purchase of articulated buses	FY 93	FY 96	7,461	3,595	665	1,137	46	3,866	1,382
All	Countywide	All	Purchase of buses and paratransit vehicles; capitalization of bus and paratransit operations.	FY 95	FY 2001	94,103	4,610	922	2,850	2,031	89,493	17,591
2, 3, 5, 6, 7, 10, 13	Metrorail/Metromover	Miami, Hialeah, Coral Gables, South Miami	Capitalization of Metromover and Metrorail operations.	FY 95	FY 2001	18,021	1,617	323	526		16,404	3,605
1, 2, 3, 6, 7, 10, 12, 13		Coral Gables, Miami, Hialeah, South Miami	Infrastructure Maintenance: Metrorail, Metromover, Metrobus	FY 95	FY 2001	62,984	797	159	5,040	1,237	62,187	14,104
All	Countywide	All	Safety, Security & Environmental Protection	FY 95	FY 2001	26,769	3,622	639	639	100	23,148	4,257
All	Countywide	All	Passenger Amenities: Shelters & Benches, improvements at major transfer points, improved signage, enhancements to meet ADA, concessions, etc.	FY 95	FY 2001	12,187			140	210	12,187	2,253
All	Countywide	All	Planning & Administration	FY 95	FY 2001	19,652	299	60	3,930	210	19,353	3,712
All	Countywide	All	Transfer to Operating Budget for allowable capital infrastructure support costs	FY 96		5,900	0	0	0	5,900	5,900	5,900
			TOTAL PROJECTS			900,077	15,755	2,774	56,062	9,734	884,322	94,604

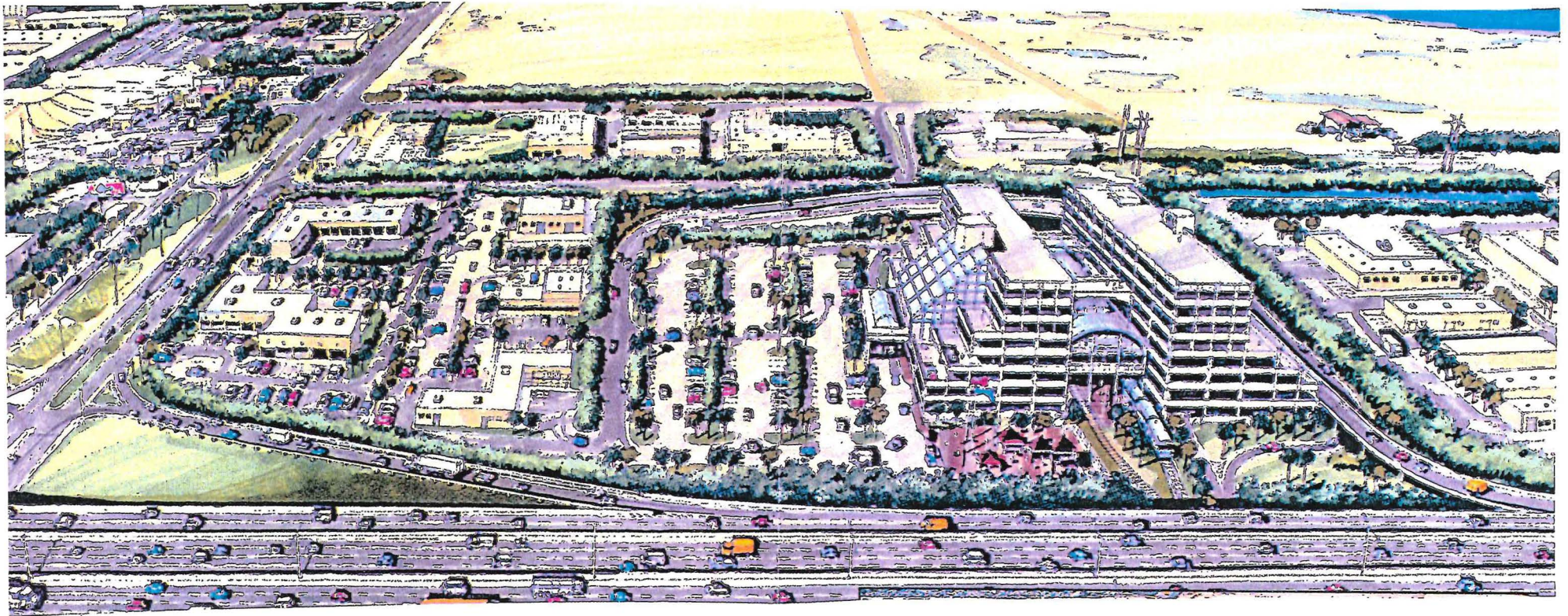
Source: FY 95: FTA grants as approved by FTA
FY 96: FTA grants as proposed for submission to FTA
FY 98 - FY 2001: Reflects capital plan as included in Metropolitan Dade County 1995 - 1996 Proposed Capital Budget and Multi-Year Capital Plan





PALMETTO EXPRESSWAY METRORAIL EXTENSION

METRORAIL TO PALMETTO EXTENSION
ARCHITECT'S RENDERING OF
FUTURE JOINT DEVELOPMENT AT STATION



BROWARD DADE

Florida's Turnpike

LEGEND

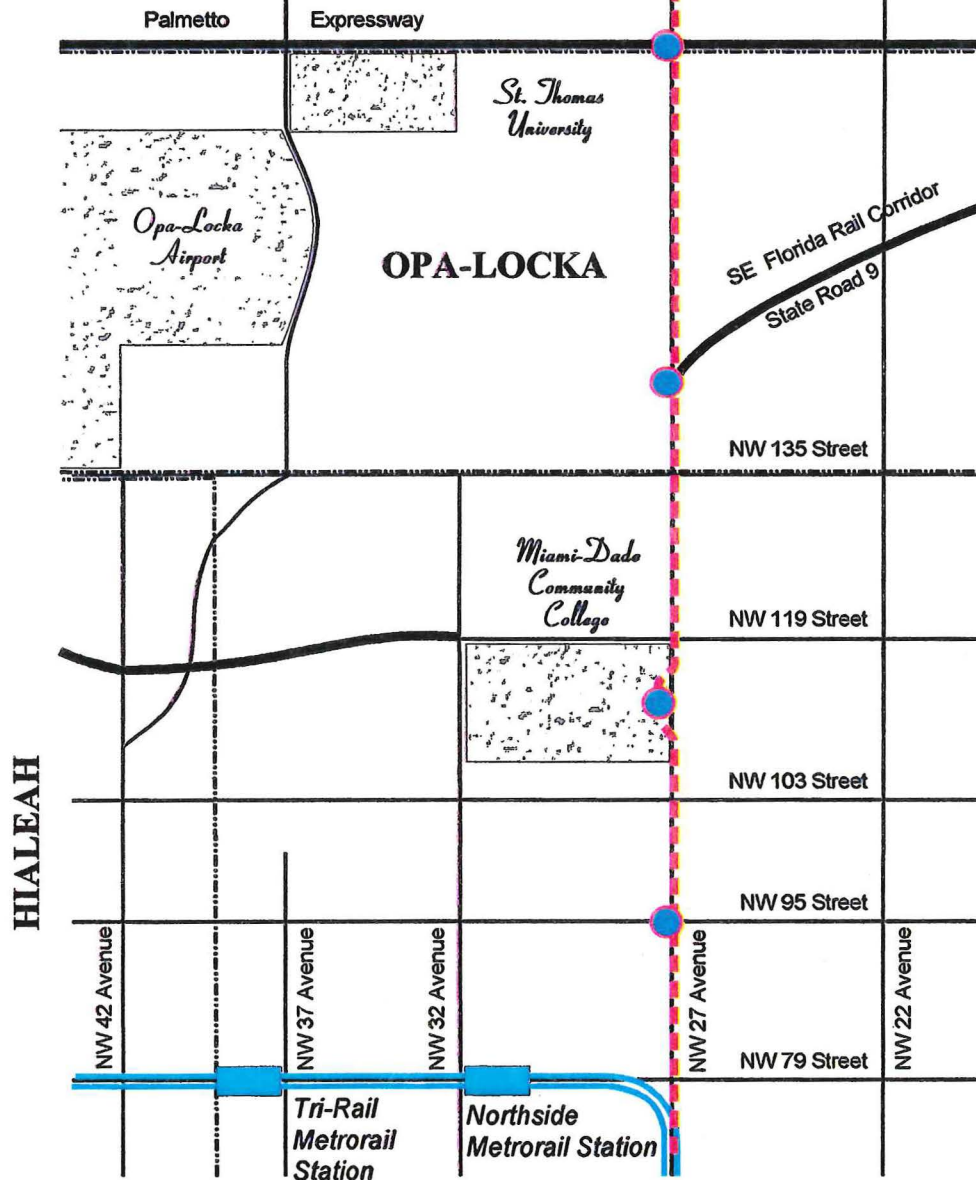
--- NW 27 Avenue

--- Municipal boundaries

Potential
Station
Locations

Existing
Stations


Map is not to scale.



**LOCATION
MAP**




NORTH CORRIDOR ALTERNATIVE ANALYSIS



© CHARLES AT BARRETT DESIGN 1995. ALL RIGHTS RESERVED.

NORTH CORRIDOR
ARCHITECT'S RENDERING (STATION)



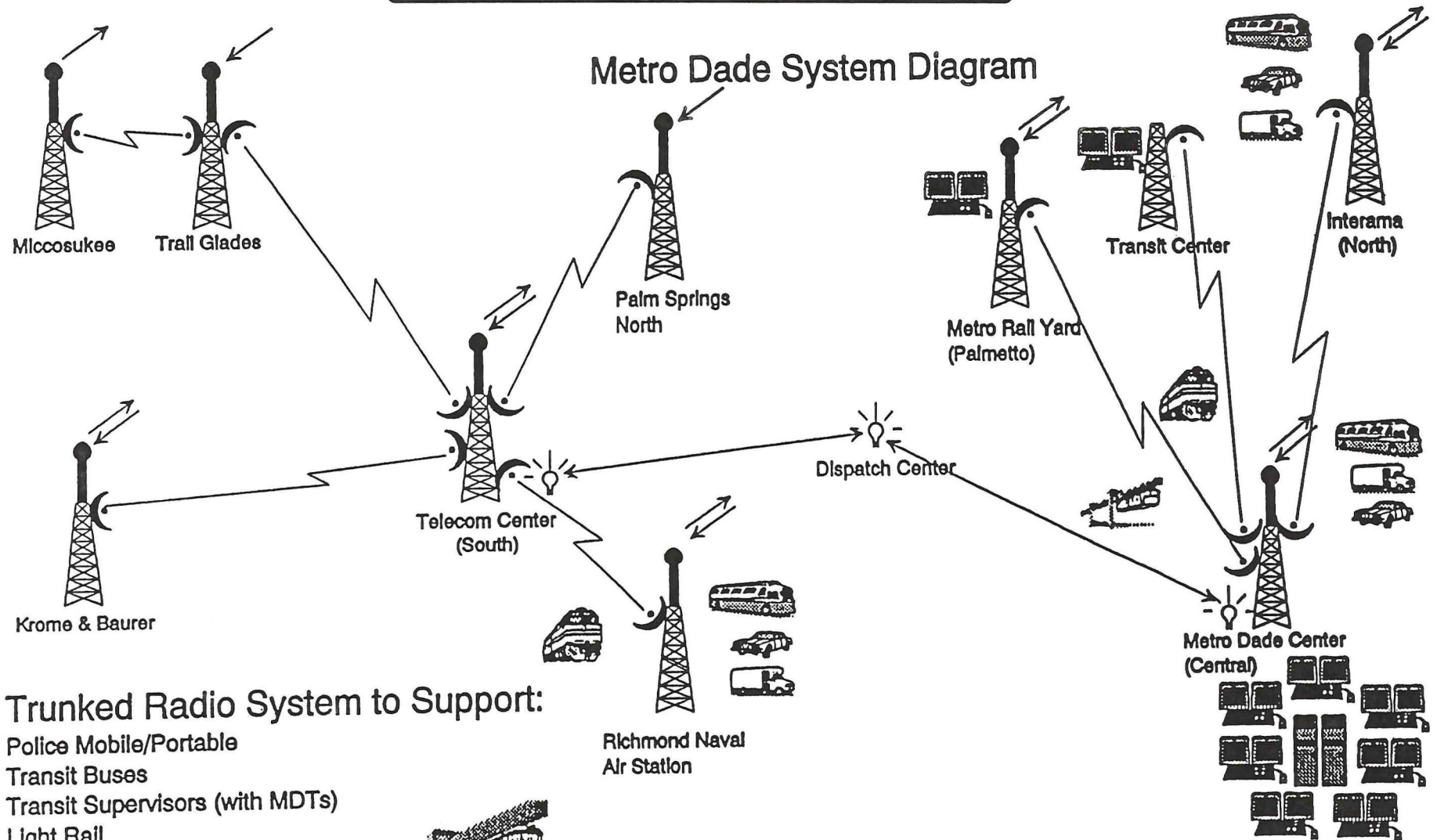


ARTICULATED BUS



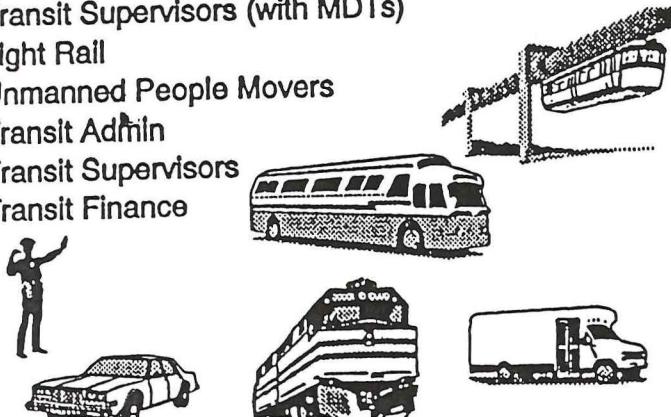
BUS DEPLOYING
ADA LIFT EQUIPMENT





Trunked Radio System to Support:

- Police Mobile/Portable
- Transit Buses
- Transit Supervisors (with MDTs)
- Light Rail
- Unmanned People Movers
- Transit Admin
- Transit Supervisors
- Transit Finance



CAD/AVL System to Support:

- All Transit Vehicles
- Trunked Mode Control
- Vehicle Alarms
- Vehicle Location

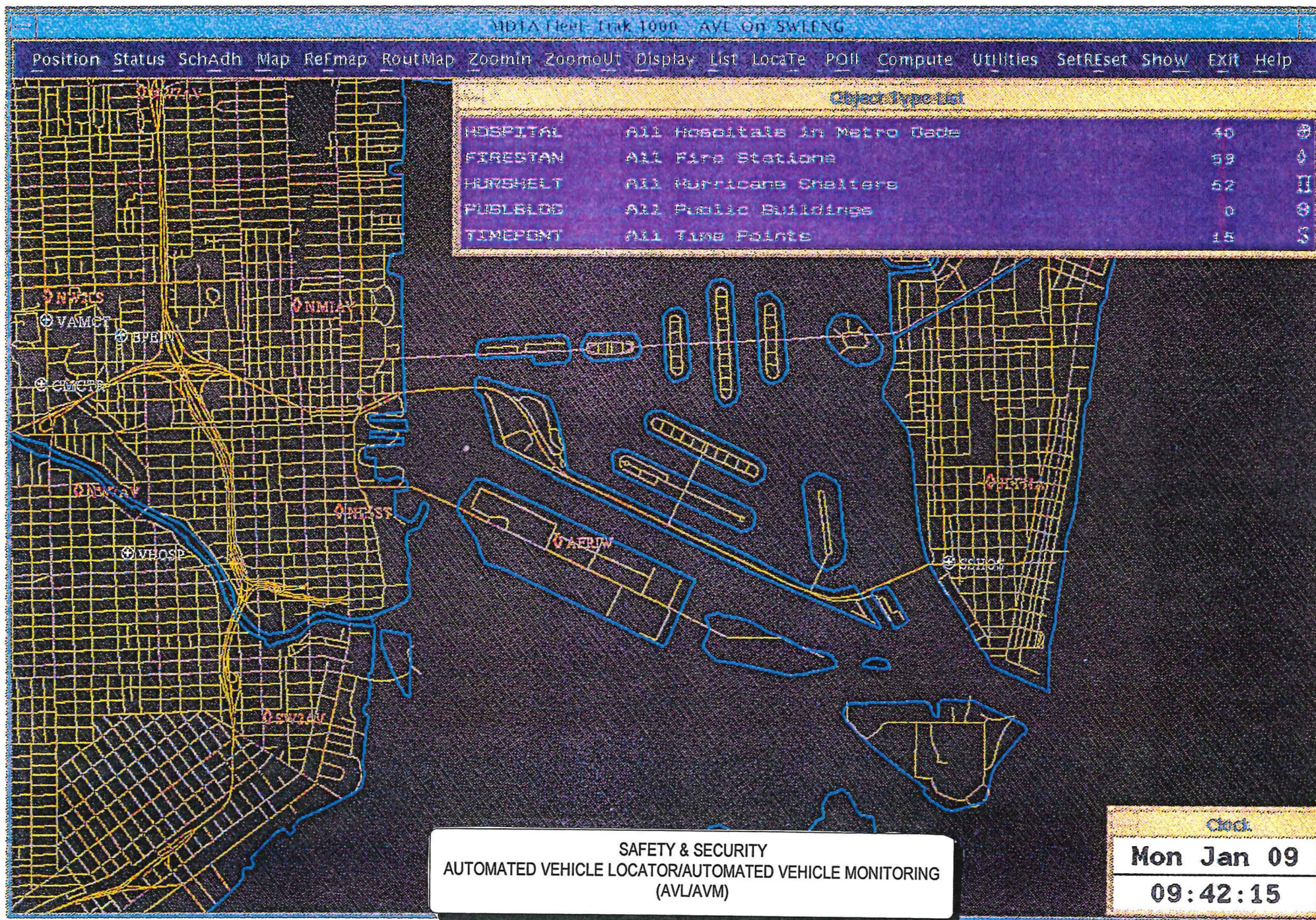








FIGURE K2.2.3 MAP DISPLAY WITH OBJECTS ENABLED

Position Status SchAdh Map RefMap RoutMap Zoomin Zoomout Display List Locate POI Compute Utilities SetReset Show Exit Help

Vehicle Alert Symbols

-  SILENT Alarm
-  COM2 Alarm
-  MECHANICAL Alarm
-  EMERGENCY Alarm
-  ATP Alarm
-  OTHER Alarms

Fleet-Trak Help

AN OVERVIEW OF FLEET-TRAK 1000 - AVL SYSTEM

The FLEET-TRAK 1000 AVL software is a real-time interactive system whose primary function is to maintain a display of the latest available position and status for vehicles in communication with the FLEET-TRAK Center software. Geographic positions of vehicles are displayed in an area map on the graphics display, and alphanumeric informations are displayed in several text windows.

FLEET-TRAK 1000 supports a comprehensive set of commands to make vehicle tracking and dispatching efficient. The commands are arranged in layers of pull-down menus, the top level commands are always

More

Cancel

Alert

V105



0001

Alert

V109



0207

PASSENGER AMENITIES
GRAFFITI PROOF
BUS BENCHES



Received
12/5

ORDINANCE NO. 98 - 91

ORDINANCE APPROVING, ADOPTING AND RATIFYING PROPRIETARY BUDGETS, SPECIAL ASSESSMENT DISTRICT BUDGETS AND OTHER BUDGETS OF DADE COUNTY, FLORIDA, FOR THE FISCAL YEAR COMMENCING OCTOBER 1, 1993, AND ENDING SEPTEMBER 30, 1994; PROVIDING A SHORT TITLE; INCORPORATING THE 1993-94 PROPOSED BUDGET; APPROPRIATING ALL BUDGET EXPENDITURES; AUTHORIZING THE INVESTMENT OF COUNTY FUNDS IN TIME WARRANTS OF DADE COUNTY; AUTHORIZING THE TRANSFER OF FUNDS AS CASH ADVANCES PENDING RECEIPT OF TAXES; RATIFYING AND APPROVING ADMINISTRATIVE ORDERS AND OTHER ACTIONS OF THE COUNTY COMMISSION WHICH SET CHARGES, AUTHORIZING FEES CONSISTENT WITH APPROPRIATIONS AND PROVIDING FOR THEIR AMENDMENT; LEVYING AND IMPOSING "NINTH CENT" LOCAL OPTION GAS TAX; LEVYING AND IMPOSING FIVE CENT LOCAL OPTION GAS TAX FOR CAPITAL IMPROVEMENTS; ESTABLISHING SOLID WASTE COLLECTION AND DISPOSAL FEES; ESTABLISHING MIAMI-DADE WATER AND SEWER AUTHORITY DEPARTMENT RATES; AMENDING CIVIL COURT FILING SERVICE CHARGES; ADOPTING THE 1993-94 PAY PLAN; AMENDING RETIREMENT PLAN PROVISIONS; AUTHORIZING ALLOCATIONS AND REALLOCATIONS OF BOND PROCEEDS AND INTEREST EARNINGS; AUTHORIZING THE COUNTY MANAGER TO PROVIDE BOND ISSUE RESERVES; ESTABLISHING SUCH FUNDS AS MAY BE APPROVED DURING THE YEAR AND PROVIDING FOR THEIR EXPENDITURE; AUTHORIZING PAYMENT OF FPL FRANCHISE FEE TO VILLAGE OF KEY BISCAYNE AND PAYMENT OF OCCUPATIONAL LICENSE TAX SURCHARGE TO BEACON COUNCIL; APPROPRIATING GRANT FUNDS; REPEALING PRIOR ORDINANCES AND RESOLUTIONS IN CONFLICT; PROVIDING SEVERABILITY; AND PROVIDING AN EFFECTIVE DATE

6E

BE IT ORDAINED BY THE BOARD OF COUNTY COMMISSIONERS OF
DADE COUNTY, FLORIDA:

Section 1. This ordinance shall be known and may be cited as
the "1993-94 Dade County Self-Supporting Budget Ordinance".

Section 2. Pursuant to Section 4.03(b) of the Home Rule Charter, the County Manager has recommended a proposed budget for Dade County, Florida, for the fiscal year commencing October 1, 1993. Said budget document as submitted to the County Commission is by reference incorporated herein.

Section 3. The budget proposed is hereby approved, adopted and ratified, and the budgeted revenues and expenditures therein are hereby appropriated. Department expenditure allocations established by the County Manager as revised and summarized in the attached budget are adopted as limitations of all expenditures, except as hereinafter provided; and appropriations hereby have been provided for outstanding indebtedness for the payment of vouchers that have been incurred in the current or prior year, but are not expected to be paid until the commencement of the new fiscal year. Receipts from sources not anticipated in the attached budget may be appropriated and expended by ordinance duly enacted by the County Commission in accordance with Section 129.06(2), (d), Florida Statutes, and Section 1.02(A) of the Dade County Home Rule Charter. Adjustments within the same fund to departmental appropriations made in the attached budget may be approved from time to time by motion duly adopted by the County Commission in accordance with Section 129.06(2), Florida Statutes. The Director of the Office of Management and Budget is authorized to approve adjustments to expenditure code allocations within the limit of the departmental or other appropriations made in the attached budget. All adjustments heretofore approved as herein provided are ratified.

Section 4 Pursuant to the authority of Chapter 8013, Special Acts of Florida, 1919, which authorizes the Board of County Commissioners of Dade County, Florida, to borrow money and to issue time warrants, and pursuant to the authority of Section 129.02 (5), Florida Statutes, which permits funds of the County to be invested in securities of the federal government and of the local governments in Florida, or both, the Finance Director is hereby authorized to invest these monies in the time warrants of Dade County, Florida.

Section 5. As provided in Section 4.03 (c) of the Home Rule Charter, the Board hereby authorizes the transfer of any portion of the earnings or balance of the several funds, other than sinking funds, for obligations not yet retired, to the general funds of the County provided that such transfer be deemed a cash advance to meet operating expenses and that all such advances shall be reimbursed immediately upon receipt of adequate tax revenues. Provided, however, that this section in no way limits or restricts the power of the Board to transfer any unencumbered appropriation balance, or any portion thereof, from one department, fund or agency to another as provided by law pursuant to Section 4.03 (c) of the Home Rule Charter.

Section 6. All administrative orders and other actions of the County Commission setting fees and charges, as well as all fees consistent with appropriations adopted herein, are hereby ratified, confirmed and approved and may be amended during the year.

Section 7. Pursuant to Section 336.021, Florida Statutes (1993), the Board hereby levies and imposes, by extraordinary vote, a one-cent gas tax upon every gallon of motor and special fuel sold in Dade County to be effective January 1, 1994, by amending Chapter 29 of the Dade County Code to include new Article 13 to read as follows:

ARTICLE XIII. 1993 NINTH CENT GAS TAX ON
MOTOR FUEL AND SPECIAL FUEL

Sec. 29-100. Short title.

This article shall be known as the
"Dade County 1993 Ninth Cent Gas Tax
Ordinance."

Sec. 29-101. Tax levied; effective period.

Pursuant to Section 336.021, Florida Statutes (1993), the Dade County Board of County Commissioners hereby levies and imposes a tax of one cent (1¢) on every gallon of motor and special fuel sold in Dade County, Florida and taxed under Part I or Part II of Chapter 206, Florida Statutes (1993). This tax shall be known as the 1993 Ninth Cent Gas Tax," and shall be imposed as of January 1, 1994.

Sec. 29-102. Relationship to state law.

This ordinance is adopted and shall be subject to the provisions of Section 336.021, Florida Statutes (1993).

It is the intention of the Board of County Commissioners, and it is hereby ordained that the provisions of this section of this ordinance shall become and be made part of the Code of Metropolitan Dade County, Florida. This section may be renumbered or relettered to accomplish such intention, and the words "ordinance" or "section" may be changed to the words "section" or "article" or other appropriate words. The County shall notify the State

Department of Revenue (DOR) within ten days after the Board adopts this ordinance and, at the same time, shall supply DOR with a certified copy of this ordinance.

Section 8. Pursuant to Section 336.025, Florida Statutes (1993), the Board hereby levies and imposes, by extraordinary vote, a five cent local option gas tax upon every gallon of motor fuel sold in Dade County be effective January 1, 1994 by amending Chapter 29 of the Dade County Code to include new Article 14 to read as follows:

ARTICLE XIV. 1993 CAPITAL IMPROVEMENTS
LOCAL OPTION GAS TAX

Sec. 29-110. Short title.

This article shall be known as the
"Dade County 1993 Capital Improvements Tax
Ordinance."

Sec. 29-111. Tax levied; effective period.

Pursuant to Section 336.025, Florida Statutes (1993), the Dade County Board of County Commissioners hereby levies and imposes a tax of five cents (5¢) on every gallon of motor fuel sold in Dade County, Florida and taxed under the provisions of Part I of Chapter 206, Florida Statutes (1993). This tax shall be known as the "1993 Capital Improvements Local Option Gas Tax," and shall be imposed as of January 1, 1994.

Sec. 29-112. Relationship to state law.

This ordinance is adopted and shall be subject to the provisions of Section 336.025, Florida Statutes (1993).

Sec. 29-113. Distribution of proceeds.

Proceeds of the 1993 Capital Improvements Option Gas Tax shall be distributed among the county government and eligible incorporated municipalities based

upon the Interlocal Agreement in the form approved by the Board through Resolution No. R-996-93, adopted on July 27, 1993 and executed by all parties prior to September 1, 1993. A fully executed copy of said Interlocal Agreement is on file with the Clerk of the Board.

Sec. 29-114. Termination of Interlocal Agreement.

If, for any reason, the Interlocal Agreement herein referred to shall be terminated or deemed of no force and effect, the Capital Improvements Local Option Gas Tax shall continue to be imposed and upon notification by the County, the Florida Department of Revenue shall distribute the proceeds of said tax to the County and eligible municipalities within the County in accordance with the method set forth in Section 336.025 (4)(a), Florida Statutes (1993).

It is the intention of the Board of County Commissioners, and it is hereby ordained that the provisions of this ordinance shall become and be made a part of the Code of Metropolitan Dade County, Florida. This section may be renumbered or relettered to accomplish such intention, and the words "ordinance" or "section" may be changed to the words "section" or "article", or other appropriate word. The County shall notify the State Department of Revenue (DOR) within ten days after the Board adopts this ordinance and, at the same time, shall supply DOR with a certified copy of this ordinance.

Section 9. The attached administrative order setting charges for the Department of Solid Waste Management is made a part hereof and the administrative order may be amended by motion of the Board at a later date.

Section 10. The attached schedule of charges for the Water and Sewer Authority Department is made a part hereof.

Section 11. Certain filing charges in the Circuit and County Courts are increased per the attached amendments to Section 11-3 of the Code of Metropolitan Dade County, Florida, is made part hereof and hereby authorized.

Section 12. The 1993-94 Pay Plan as attached is hereby adopted. The Pay Plan may be amended by motion of the Board. The County Manager is directed to amend all personnel rules and administrative orders to be consistent with the Pay Plan.

Section 13. In accordance with applicable Florida Statutes, effective January 1, 1994, those employees who occupy exempt executive group 1 and 2 level County positions are hereby designated to be in the Senior Management Service Class of the Florida Retirement System. In accordance with Section 121.055 (g), Florida Statutes, the County Manager is hereby authorized to purchase additional retirement credit for said employees from February 1, 1987 to December 31, 1993.

Section 14. All allocations and reallocations of bond proceeds and interest earnings included in the 1993-94 Proposed Capital Budget are hereby authorized.

Section 15. The County Manager, or whomever he shall so designate, is hereby authorized to use interest earned on deposit of Public Improvement Bonds funds to establish and maintain an Interest and Sinking Fund Reserve Account in an amount not to exceed one year's maximum principal and interest. Interest earned in excess of the reserve shall be distributed to Public Improvement Bonds Construction Funds in accordance with standard accounting practices.

Section 16. The Finance Director is hereby authorized to establish and to receive and expend funds up to amounts received without specific appropriation pursuant to Section 4.03 (C) of the Home Rule Charter for existing trust funds, working capital funds, bond construction funds, pension funds, revolving funds and any other such funds as may be approved by motion of the Board of County Commissioners during 1993-94.

Section 17. The Finance Director is hereby authorized to make payment of Florida Power and Light franchise fee revenue to the Village of Key Biscayne, in accordance with R-970-92, which approves the interlocal agreement between Dade County and the Village of Key Biscayne. The Finance Director is further authorized to make payment of occupational license tax surcharge revenues to the Dade County Beacon Council, Inc., in accordance with state law and R-1066-88 which authorizes the agreement between Dade County and the Beacon Council.

75

Section 18. All grant funds received by the County are hereby appropriated at the levels and for the purposes intended by the grants.

Section 19. All ordinances and parts of ordinances and all resolutions in conflict herewith are hereby repealed.

Section 20. If any section, subsection, sentence, clause or provision of this ordinance is held invalid, the remainder of this ordinance shall not be affected by such invalidity.

Section 21. All provisions of this ordinance shall become effective ten days after enactment.

PASSED AND ADOPTED: SEP 20 1993

Approved by County Attorney as
to form and legal sufficiency.



STATE OF FLORIDA)
) SS:
COUNTY OF DADE)

I, HARVEY RUVIN, Clerk of the Circuit Court In and for Dade County, Florida, and Ex-Officio Clerk of the Board of County Commissioners of said County, DO HEREBY CERTIFY that the above and foregoing is a true and correct
COPY OF ORDINANCE 93-91 PASSED AND ADOPTED SEPTEMBER 20, 1993

_____ as appears of record.

IN WITNESS WHEREOF, I have hereunto set my hand and official seal on
this 22 day of September, A.D. 19 93.

76

HARVEY RUVIN, Clerk
Board of County Commissioners
Dade County, Florida

By


Deputy Clerk



Board of County Commissioners
Dade County, Florida



Governing Board

Arthur E. Teele, Jr.
Chairperson

Miguel Diaz de la Portilla
Vice Chairperson

George J. Berlin
James Burke
Betty T. Ferguson
Maurice A. Ferre
Bruce Kaplan
Gwen Margolis
Natacha S. Millan
Dennis C. Moss
Alexander Penelas
Pedro Reboledo
Robert Renick
Katy Sorenson
Javier D. Souto
Raul Valdes-Fauli

Non-voting:
Florida Department of Transportation

Armando Vidal, P.E.
County Manager

J.A. Ojeda, Jr.
Assistant County Manager

Jose-Luis Mesa
Director, MPO Secretariat

Metro-Dade County provides equal access and equal opportunity in employment and services and does not discriminate on the basis of disability. It is the policy of Metro-Dade County to comply with all requirements of the Americans with Disabilities Act.