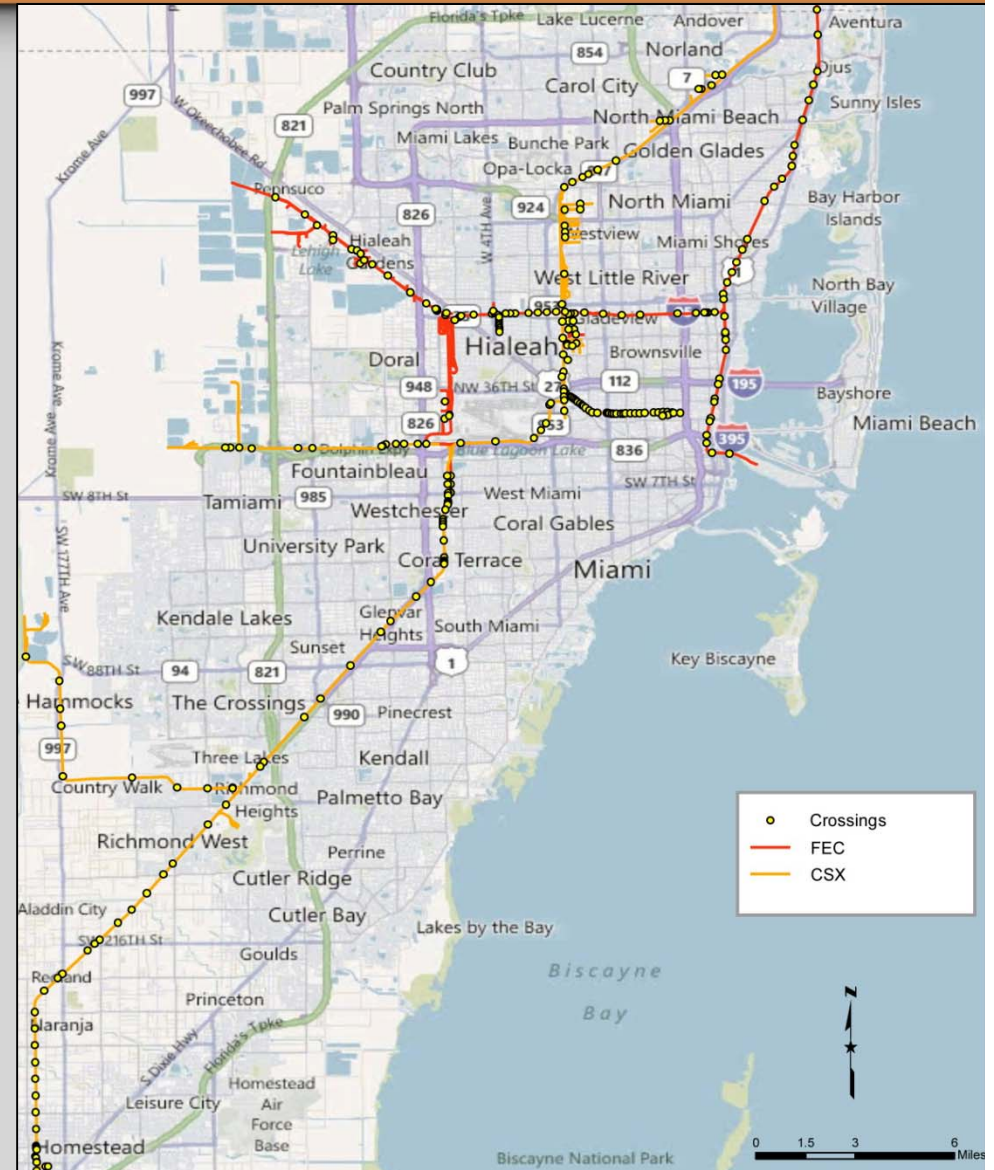




Pedestrian Improvements at Rail Crossings Study

Safety and Security for All

- Evaluated several of the County's railroad crossings
- Developed a toolbox of strategies
- Identified possible funding sources
- Recommended improvements for ten crossings



Developing a Strategy

Safety is Our Top Priority

- Our crossings carry CSX, FEC, Tri-Rail, Amtrak, and soon All Aboard Florida
- It is the MPO's goal to develop a strategy for maintaining them all in a safe and consistent manner



Why Does it Matter?

Not all of the pedestrian crossings in the County enjoy the same level of pedestrian treatment.



Ignoring Safety

Despite having proper equipment in place, some people ignore the warnings.



Proactive Approach

The Americans with Disabilities Act Accessibility Guidelines identify the relevant requirements for pedestrians at-grade rail crossings.



A Toolbox of Strategies

Improvement techniques that can be adapted to the needs of each individual location.

Solutions include:




FLASHING LIGHT SIGNAL

Primary warning device offering visual and audible capabilities.

A Toolbox of Strategies

To help prevent this...



FLANGEWAY GAPS

Used as a filler at pedestrian crossings.

A Toolbox of Strategies

To help control the movement of pedestrians...




Z-CROSSING CHANNELIZATION

Recommended where pedestrians are likely to run unimpeded across the tracks.

A Toolbox of Strategies

Creating effective pedestrian pathways...



PAVEMENT MARKINGS AND TEXTURING

Offers good visual clues making pedestrians more alert of their surroundings.

A Toolbox of Strategies

Making you aware of your surroundings...



SWING GATES

Force pedestrians to pause before moving forward.

Identifying Crossings

Developed a methodology for identifying those crossings within the county with greatest need for improvement based on:

- Proximity to residential uses, schools, bus stops and bicycle routes;
- Presence of safety equipment at crossing;
- Level of train activity; and
- Accident history.

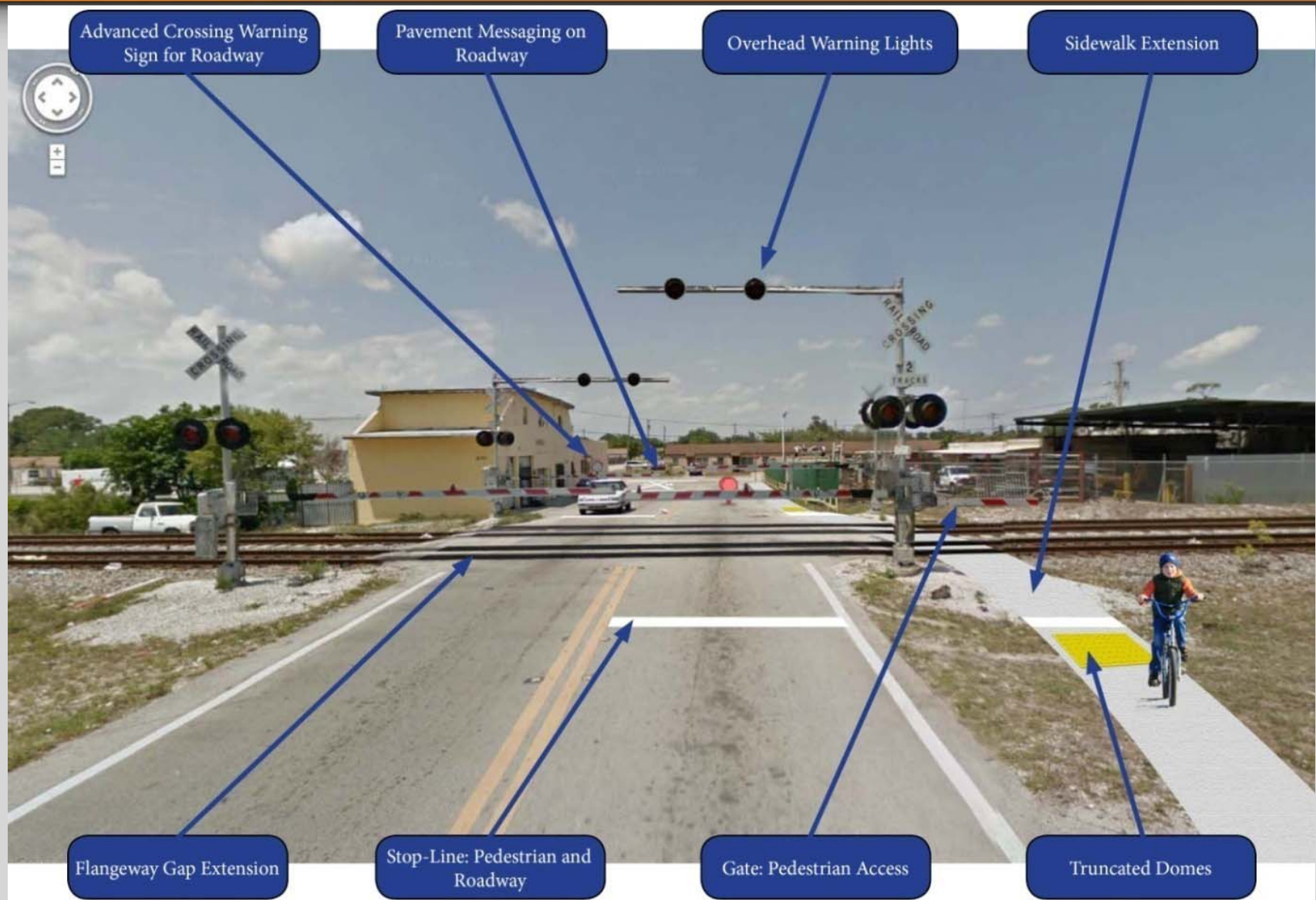


Applying Best Practices

BEFORE: CSX Crossing 628325X at Dunad Ave



After:



Before: CSX Crossing 628355P at NW 54th Street



After:



Truncated Domes

Flangeway Gap Extension


Stop-Line: Pedestrian

Sidewalk Extension

Before: FEC Crossing No. 272951B at W 18th Street



After:



Cost and Funding Solutions

FEDERAL PROGRAMS:

- MAP-21
- Transportation Alternative Funds
- Surface Transportation Program
- Congestion Mitigation and Air Quality Improvement Program
- Highway Safety Improvement Program

STATE PROGRAMS:

- Highway-Rail Grade Crossing Safety Improvement Program



The Key is to Start Somewhere

NEXT STEPS:

By including several crossings in the Transportation Improvement Plan each year, steady progress will be made that people will see at a cost that is reasonable and attainable.

Ten crossings to start with:

1. FEC Crossing at W 18th Street
2. FEC Crossing at W 15th Street
3. FEC Crossing at W 19th Street
4. FEC Crossing at W 20th Street
5. FEC Crossing at W 13th Street
6. CSX Crossing at Dunad Avenue
7. FEC Crossing at NE 151st Street
8. CSX Crossing at NW 36th Street
9. CSX Crossing at NW 54th Street/Hialeah Drive
10. CSX Crossing at SW 137/Tallahassee Road

